



# 2009-2010 GMT Quarterly Report for District (or Undistricted) **District 13 A**

GMT: **STEVEN D SHERER**

Location: **OHIO**

GMT CA: **1**

## CLUBS

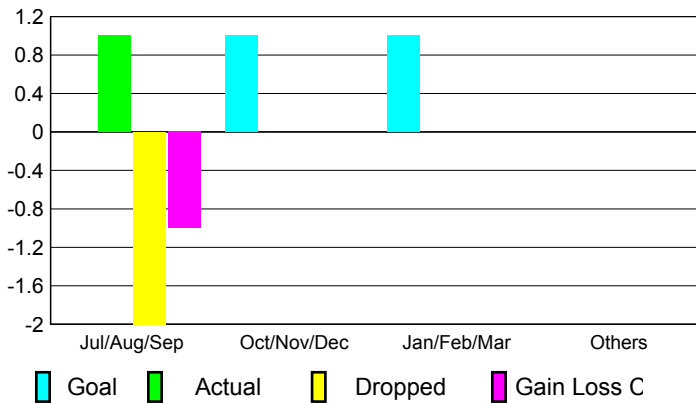
Club Results  
2009-2010

Clubs  
2008-2009

Month	New Club Goal	Actual New Clubs	Actual Dropped Clubs	Gain/Loss of Clubs	Gain/Loss of Clubs
Jul/Aug/Sep	0	1	-2	-1	0
Oct/Nov/Dec	1	0	0	0	1
Jan/Feb/Mar	1	0	0	0	1
Apr/May/June	0	0	0	0	0
<b>Totals</b>	<b>2</b>	<b>1</b>	<b>-2</b>	<b>-1</b>	<b>2</b>

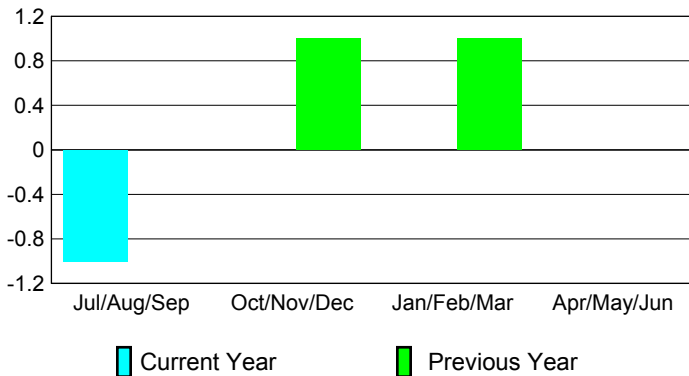
### Club Results 2009-2010

Goal, New, Dropped, Gain/Loss



### Comparison of Club Gain/Loss

Current Year Compared to the Previous Year



### YTD Status Quo Clubs 2009-2010

Status Quo Clubs Compared to Status Quo Members



## MEMBERSHIP

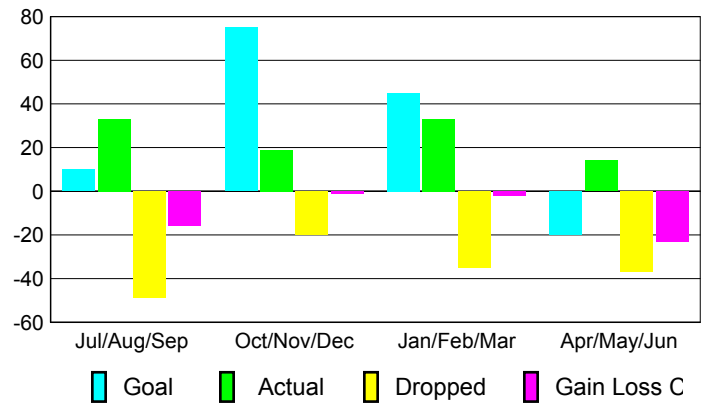
Membership Results  
2009-2010

Membership  
2008-2009

Month	Net Memb Goal	Actual New Memb	Actual Dropped Memb	Gain/Loss of Memb	Gain/Loss of Memb
Jul/Aug/Sep	10	33	-49	-16	3
Oct/Nov/Dec	75	19	-20	-1	32
Jan/Feb/Mar	45	33	-35	-2	17
Apr/May/June	-20	14	-37	-23	-25
<b>Totals</b>	<b>110</b>	<b>99</b>	<b>-141</b>	<b>-42</b>	<b>27</b>

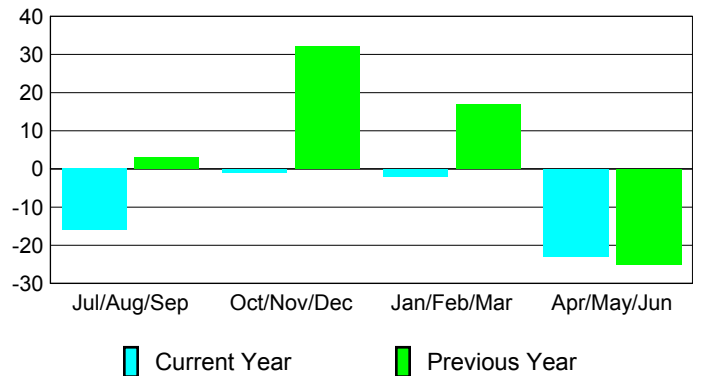
### Membership Results 2009-2010

Goal, New, Dropped, Gain/Loss

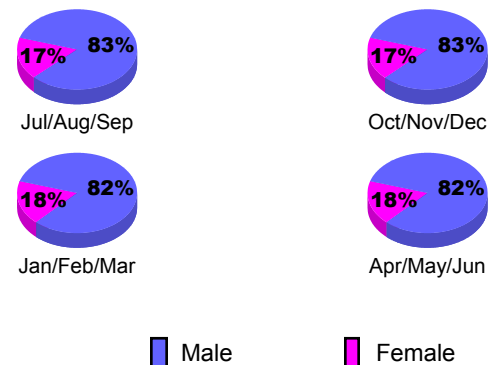


### Comparison of Membership Gain/Loss

Current Year Compared to the Previous Year



### Gender Comparison 2009-2010





# 2009-2010 GMT Quarterly Report for District (or Undistricted) **District 13 B**

GMT: **STEVEN D SHERER**

Location: **OHIO**

GMT CA: **1**

## CLUBS

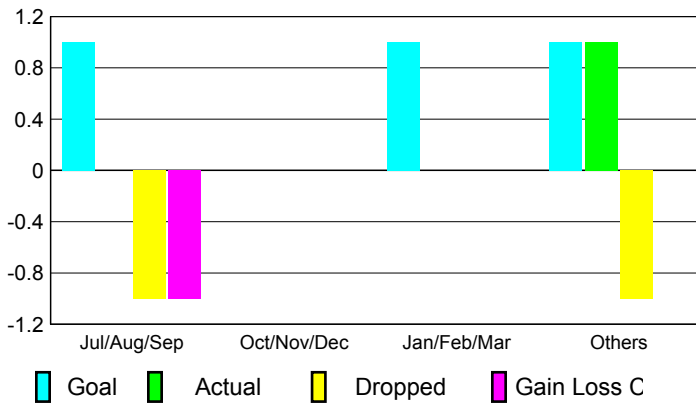
Club Results  
2009-2010

Clubs  
2008-2009

Month	New Club Goal	Actual New Clubs	Actual Dropped Clubs	Gain/Loss of Clubs	Gain/Loss of Clubs
Jul/Aug/Sep	1	0	-1	-1	0
Oct/Nov/Dec	0	0	0	0	2
Jan/Feb/Mar	1	0	0	0	0
Apr/May/June	1	1	-1	0	0
<b>Totals</b>	<b>3</b>	<b>1</b>	<b>-2</b>	<b>-1</b>	<b>2</b>

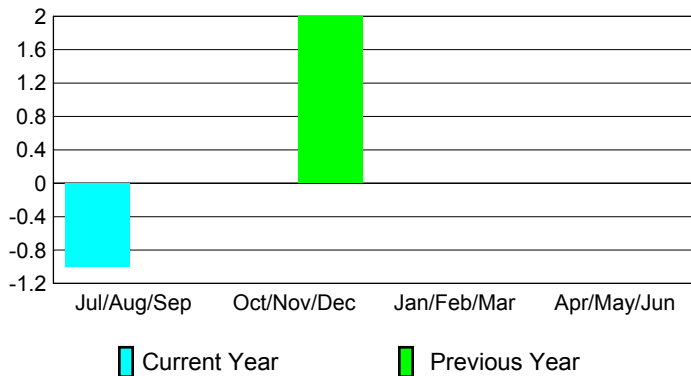
### Club Results 2009-2010

Goal, New, Dropped, Gain/Loss



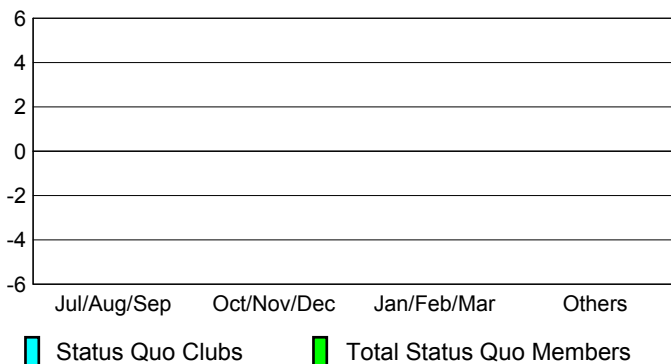
### Comparison of Club Gain/Loss

Current Year Compared to the Previous Year



### YTD Status Quo Clubs 2009-2010

Status Quo Clubs Compared to Status Quo Members



## MEMBERSHIP

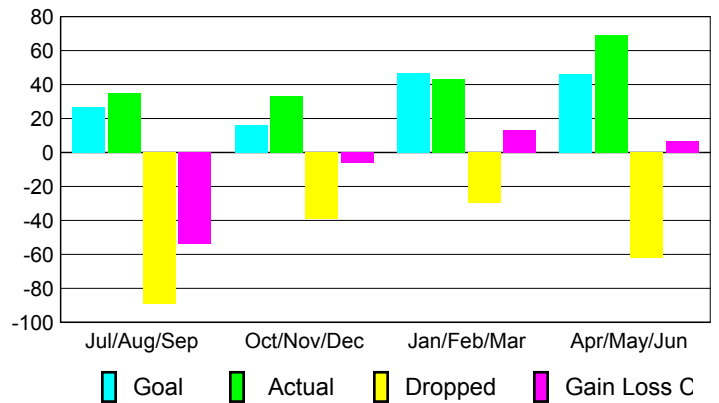
Membership Results  
2009-2010

Membership  
2008-2009

Month	Net Memb Goal	Actual New Memb	Actual Dropped Memb	Gain/Loss of Memb	Gain/Loss of Memb
Jul/Aug/Sep	27	35	-89	-54	-2
Oct/Nov/Dec	16	33	-39	-6	36
Jan/Feb/Mar	47	43	-30	13	-21
Apr/May/June	46	69	-62	7	-43
<b>Totals</b>	<b>136</b>	<b>180</b>	<b>-220</b>	<b>-40</b>	<b>-30</b>

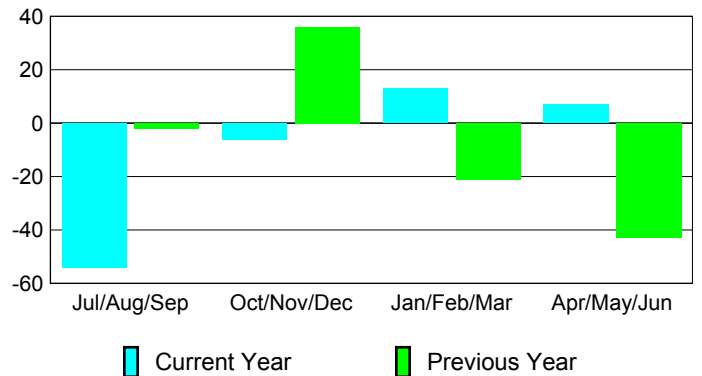
### Membership Results 2009-2010

Goal, New, Dropped, Gain/Loss

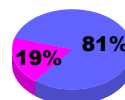


### Comparison of Membership Gain/Loss

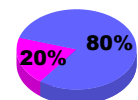
Current Year Compared to the Previous Year



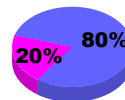
### Gender Comparison 2009-2010



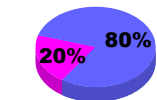
Jul/Aug/Sep



Oct/Nov/Dec



Jan/Feb/Mar



Apr/May/June

Male

Female



# 2009-2010 GMT Quarterly Report for District (or Undistricted) **District 13 C**

GMT: **STEVEN D SHERER**

Location: **OHIO**

GMT CA: **1**

## CLUBS

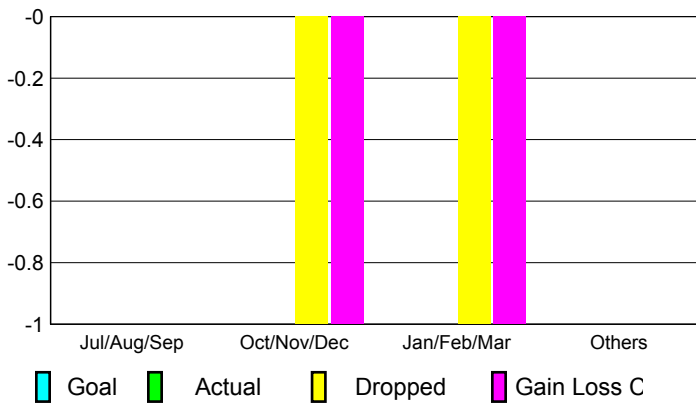
**Club Results**  
2009-2010

**Clubs**  
2008-2009

Month	New Club Goal	Actual New Clubs	Actual Dropped Clubs	Gain/Loss of Clubs	Gain/Loss of Clubs
Jul/Aug/Sep	0	0	0	0	0
Oct/Nov/Dec	0	0	-1	-1	0
Jan/Feb/Mar	0	0	-1	-1	1
Apr/May/Jun	0	0	0	0	0
<b>Totals</b>	<b>0</b>	<b>0</b>	<b>-2</b>	<b>-2</b>	<b>1</b>

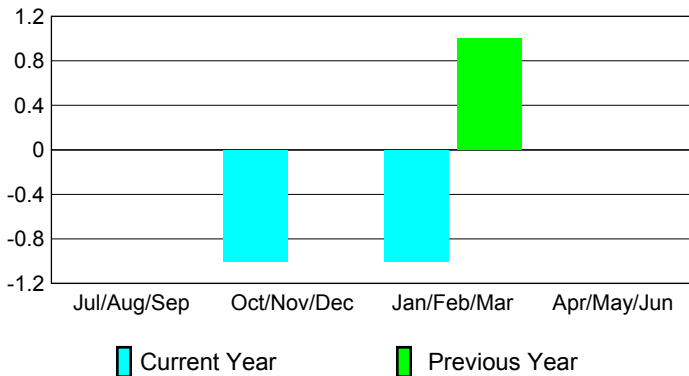
### Club Results 2009-2010

Goal, New, Dropped, Gain/Loss



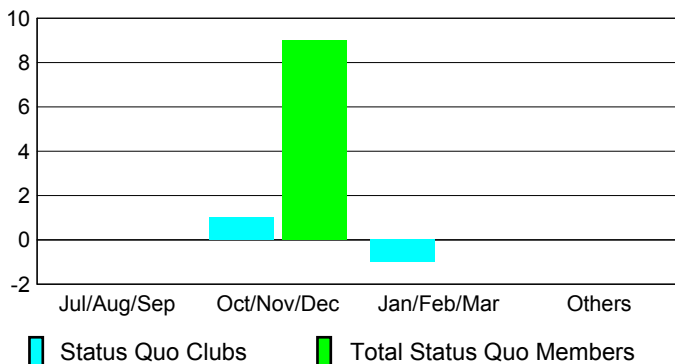
### Comparison of Club Gain/Loss

Current Year Compared to the Previous Year



### YTD Status Quo Clubs 2009-2010

Status Quo Clubs Compared to Status Quo Members



## MEMBERSHIP

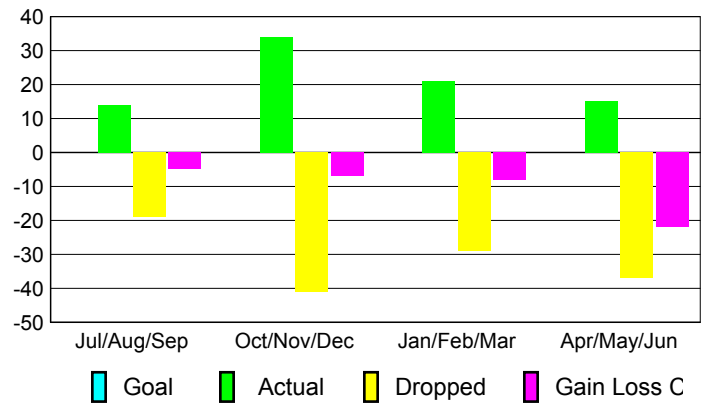
**Membership Results**  
2009-2010

**Membership**  
2008-2009

Month	Net Memb Goal	Actual New Memb	Actual Dropped Memb	Gain/Loss of Memb	Gain/Loss of Memb
Jul/Aug/Sep	0	14	-19	-5	-10
Oct/Nov/Dec	0	34	-41	-7	-6
Jan/Feb/Mar	0	21	-29	-8	-6
Apr/May/Jun	0	15	-37	-22	-13
<b>Totals</b>	<b>0</b>	<b>84</b>	<b>-126</b>	<b>-42</b>	<b>-35</b>

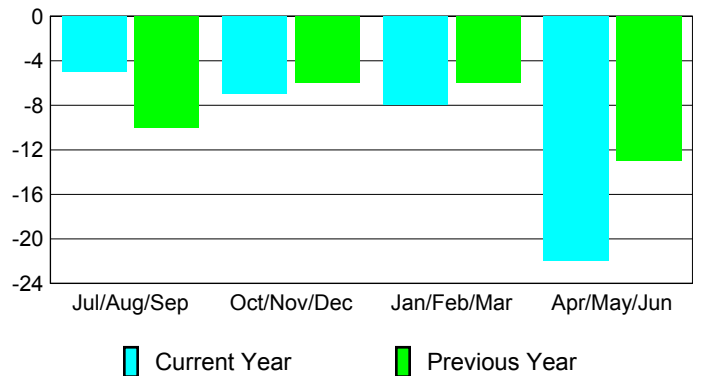
### Membership Results 2009-2010

Goal, New, Dropped, Gain/Loss

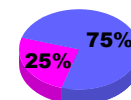


### Comparison of Membership Gain/Loss

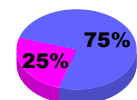
Current Year Compared to the Previous Year



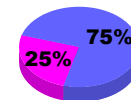
### Gender Comparison 2009-2010



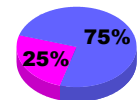
Jul/Aug/Sep



Oct/Nov/Dec



Jan/Feb/Mar



Apr/May/Jun

Male

Female



# 2009-2010 GMT Quarterly Report for District (or Undistricted) **District 13 D**

GMT: **STEVEN D SHERER**

Location: **OHIO**

GMT CA: **1**

## CLUBS

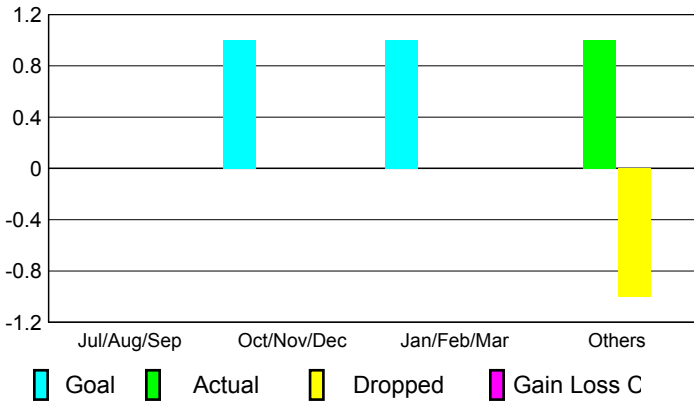
**Club Results  
2009-2010**

**Clubs  
2008-2009**

Month	New Club Goal	Actual New Clubs	Actual Dropped Clubs	Gain/Loss of Clubs	Gain/Loss of Clubs
Jul/Aug/Sep	0	0	0	0	0
Oct/Nov/Dec	1	0	0	0	0
Jan/Feb/Mar	1	0	0	0	1
Apr/May/June	0	1	-1	0	1
<b>Totals</b>	<b>2</b>	<b>1</b>	<b>-1</b>	<b>0</b>	<b>2</b>

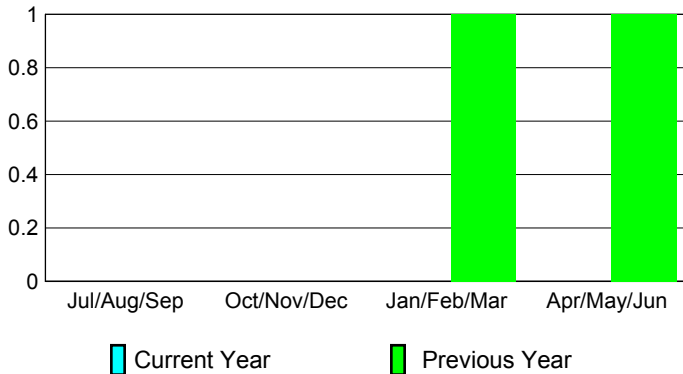
### Club Results 2009-2010

Goal, New, Dropped, Gain/Loss



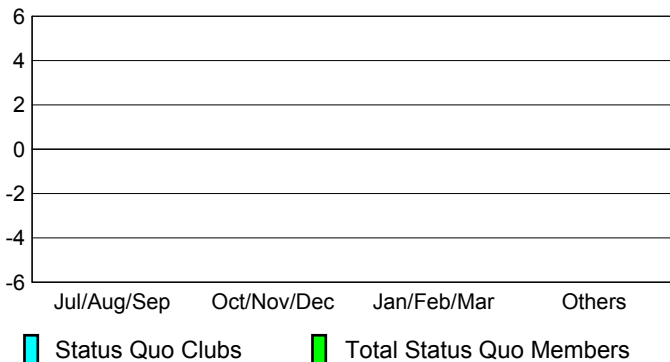
### Comparison of Club Gain/Loss

Current Year Compared to the Previous Year



### YTD Status Quo Clubs 2009-2010

Status Quo Clubs Compared to Status Quo Members



## MEMBERSHIP

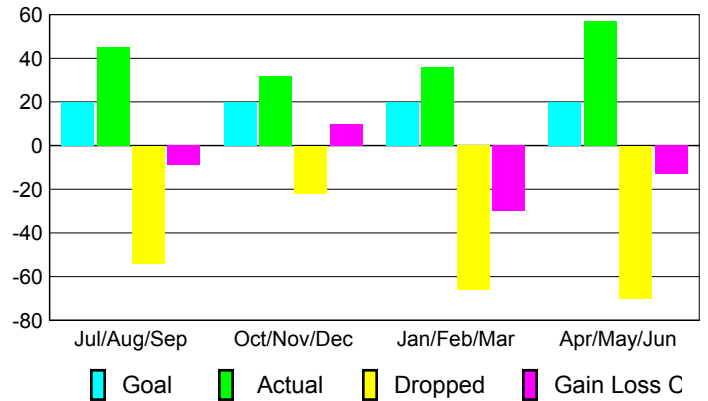
**Membership Results  
2009-2010**

**Membership  
2008-2009**

Month	Net Memb Goal	Actual New Memb	Actual Dropped Memb	Gain/Loss of Memb	Gain/Loss of Memb
Jul/Aug/Sep	20	45	-54	-9	-23
Oct/Nov/Dec	20	32	-22	10	-3
Jan/Feb/Mar	20	36	-66	-30	47
Apr/May/June	20	57	-70	-13	5
<b>Totals</b>	<b>80</b>	<b>170</b>	<b>-212</b>	<b>-42</b>	<b>26</b>

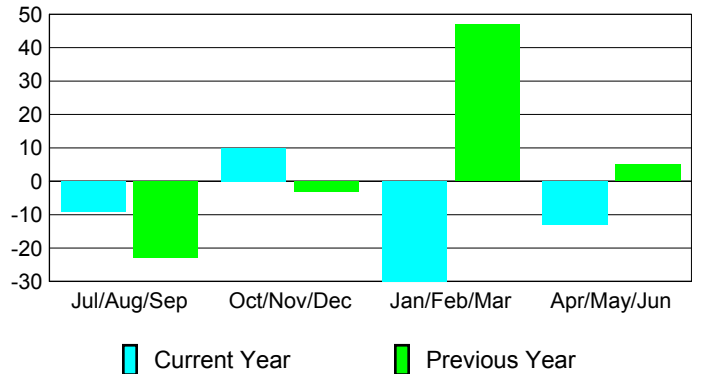
### Membership Results 2009-2010

Goal, New, Dropped, Gain/Loss

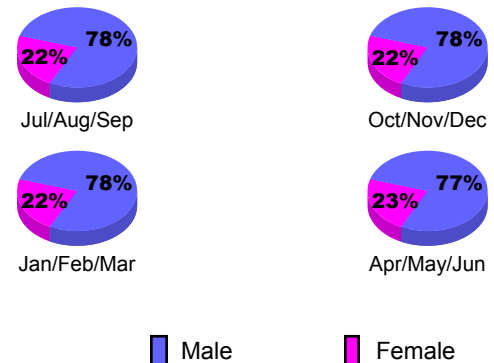


### Comparison of Membership Gain/Loss

Current Year Compared to the Previous Year



### Gender Comparison 2009-2010





# 2009-2010 GMT Quarterly Report for District (or Undistricted) **District 13 E**

GMT: **STEVEN D SHERER**

Location: **OHIO**

GMT CA: **1**

## CLUBS

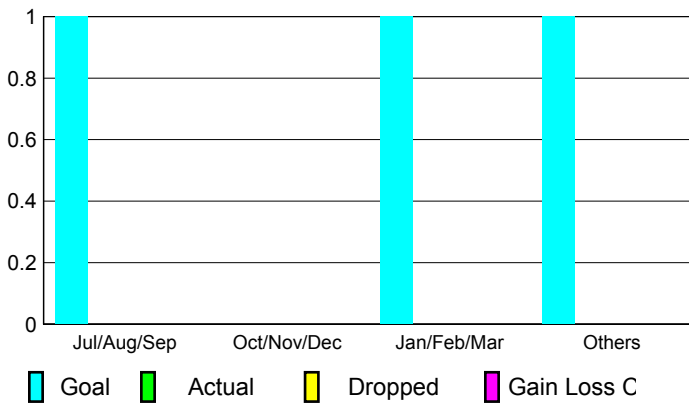
**Club Results  
2009-2010**

**Clubs  
2008-2009**

Month	New Club Goal	Actual New Clubs	Actual Dropped Clubs	Gain/Loss of Clubs	Gain/Loss of Clubs
Jul/Aug/Sep	1	0	0	0	0
Oct/Nov/Dec	0	0	0	0	1
Jan/Feb/Mar	1	0	0	0	0
Apr/May/June	1	0	0	0	0
<b>Totals</b>	<b>3</b>	<b>0</b>	<b>0</b>	<b>0</b>	<b>1</b>

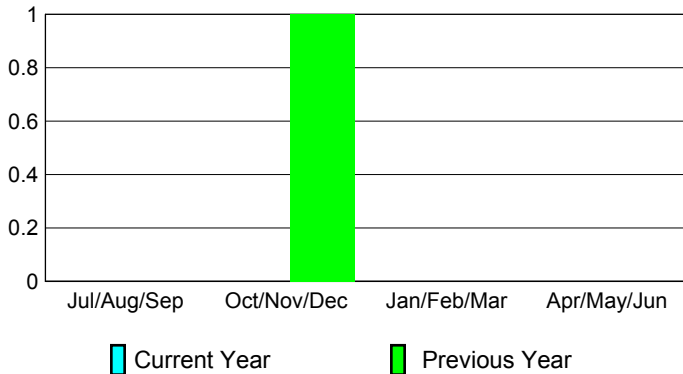
### Club Results 2009-2010

Goal, New, Dropped, Gain/Loss



### Comparison of Club Gain/Loss

Current Year Compared to the Previous Year



### YTD Status Quo Clubs 2009-2010

Status Quo Clubs Compared to Status Quo Members



## MEMBERSHIP

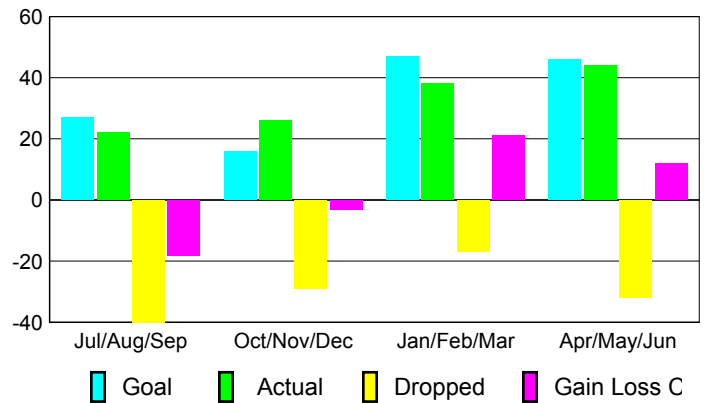
**Membership Results  
2009-2010**

**Membership  
2008-2009**

Month	Net Memb Goal	Actual New Memb	Actual Dropped Memb	Gain/Loss of Memb	Gain/Loss of Memb
Jul/Aug/Sep	27	22	-40	-18	-8
Oct/Nov/Dec	16	26	-29	-3	12
Jan/Feb/Mar	47	38	-17	21	7
Apr/May/June	46	44	-32	12	-12
<b>Totals</b>	<b>136</b>	<b>130</b>	<b>-118</b>	<b>12</b>	<b>-1</b>

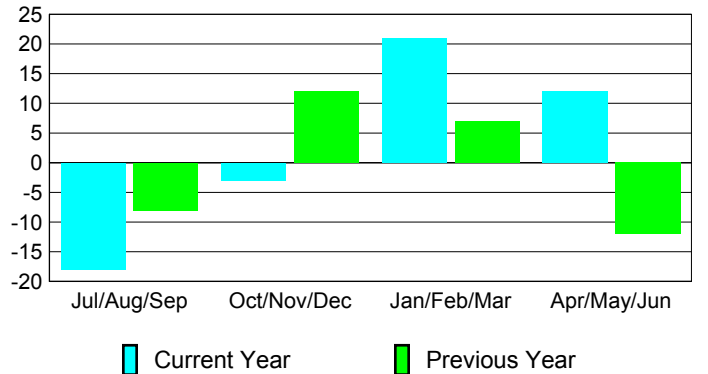
### Membership Results 2009-2010

Goal, New, Dropped, Gain/Loss

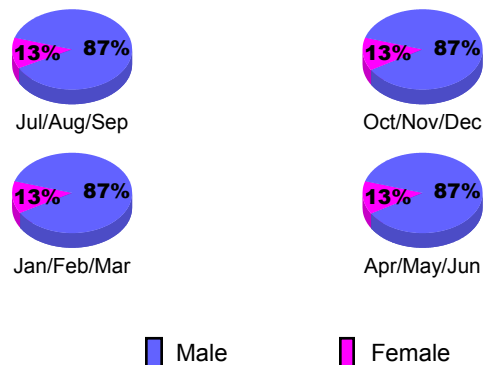


### Comparison of Membership Gain/Loss

Current Year Compared to the Previous Year



### Gender Comparison 2009-2010





# 2009-2010 GMT Quarterly Report for District (or Undistricted) **District 13 F**

GMT: **STEVEN D SHERER**

Location: **OHIO**

GMT CA: **1**

## CLUBS

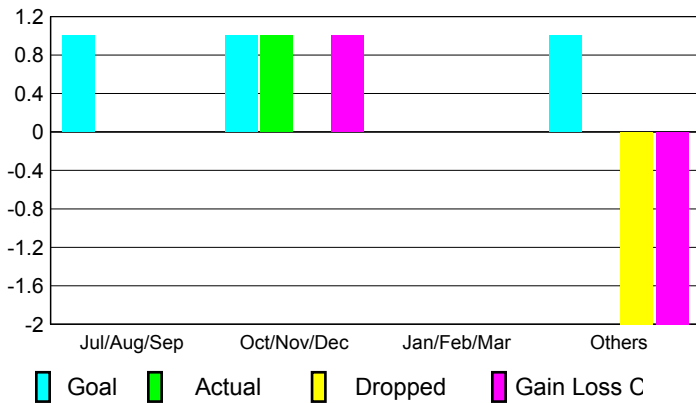
Club Results  
2009-2010

Clubs  
2008-2009

Month	New Club Goal	Actual New Clubs	Actual Dropped Clubs	Gain/Loss of Clubs	Gain/Loss of Clubs
Jul/Aug/Sep	1	0	0	0	0
Oct/Nov/Dec	1	1	0	1	1
Jan/Feb/Mar	0	0	0	0	2
Apr/May/Jun	1	0	-2	-2	0
<b>Totals</b>	<b>3</b>	<b>1</b>	<b>-2</b>	<b>-1</b>	<b>3</b>

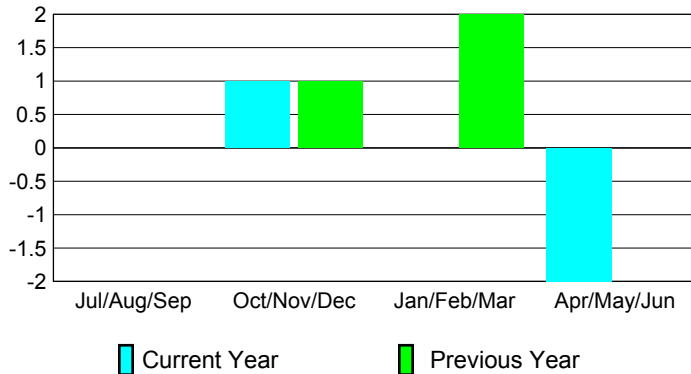
### Club Results 2009-2010

Goal, New, Dropped, Gain/Loss



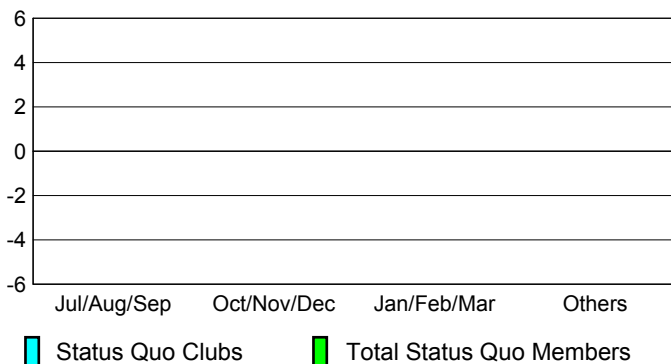
### Comparison of Club Gain/Loss

Current Year Compared to the Previous Year



### YTD Status Quo Clubs 2009-2010

Status Quo Clubs Compared to Status Quo Members



## MEMBERSHIP

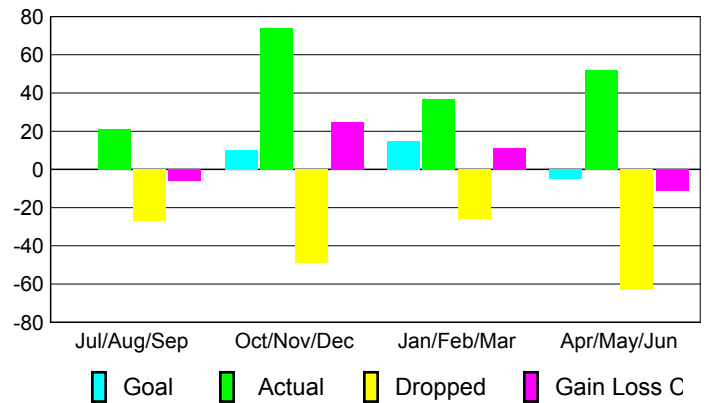
Membership Results  
2009-2010

Membership  
2008-2009

Month	Net Memb Goal	Actual New Memb	Actual Dropped Memb	Gain/Loss of Memb	Gain/Loss of Memb
Jul/Aug/Sep	0	21	-27	-6	-10
Oct/Nov/Dec	10	74	-49	25	7
Jan/Feb/Mar	15	37	-26	11	51
Apr/May/Jun	-5	52	-63	-11	5
<b>Totals</b>	<b>20</b>	<b>184</b>	<b>-165</b>	<b>19</b>	<b>53</b>

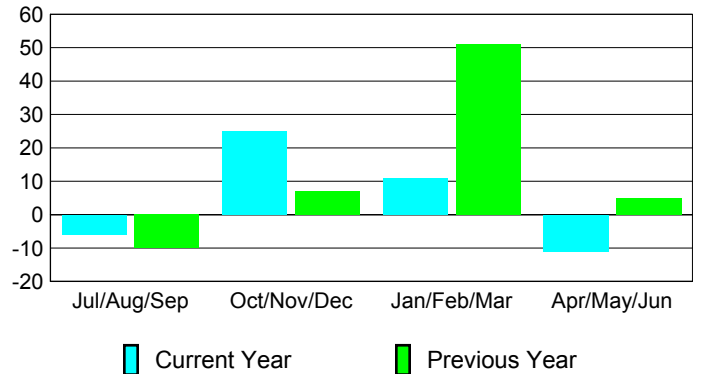
### Membership Results 2009-2010

Goal, New, Dropped, Gain/Loss

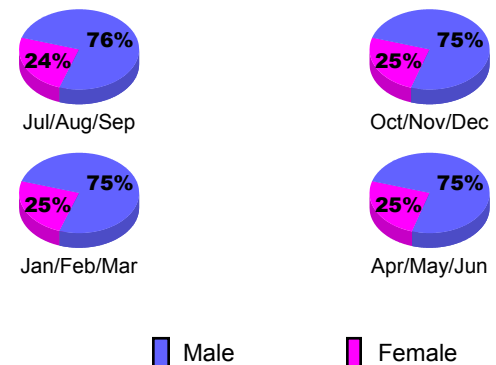


### Comparison of Membership Gain/Loss

Current Year Compared to the Previous Year



### Gender Comparison 2009-2010





# 2009-2010 GMT Quarterly Report for District (or Undistricted) **District 13 G**

GMT: **STEVEN D SHERER**

Location: **OHIO**

GMT CA: **1**

## CLUBS

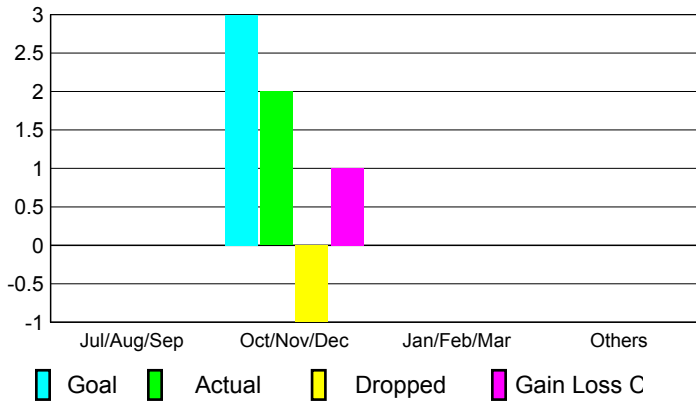
**Club Results**  
2009-2010

**Clubs**  
2008-2009

Month	New Club Goal	Actual New Clubs	Actual Dropped Clubs	Gain/Loss of Clubs	Gain/Loss of Clubs
Jul/Aug/Sep	0	0	0	0	0
Oct/Nov/Dec	3	2	-1	1	1
Jan/Feb/Mar	0	0	0	0	1
Apr/May/June	0	0	0	0	1
<b>Totals</b>	<b>3</b>	<b>2</b>	<b>-1</b>	<b>1</b>	<b>3</b>

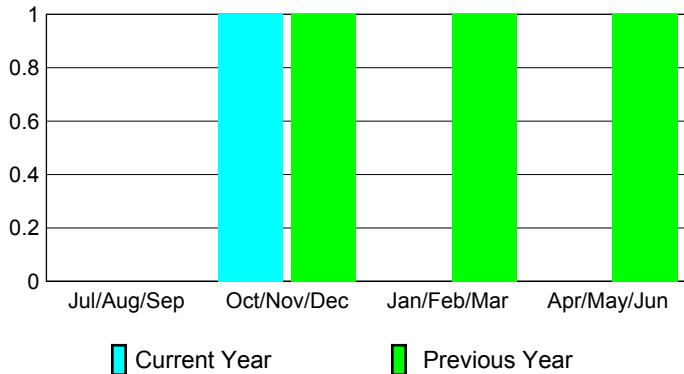
### Club Results 2009-2010

Goal, New, Dropped, Gain/Loss



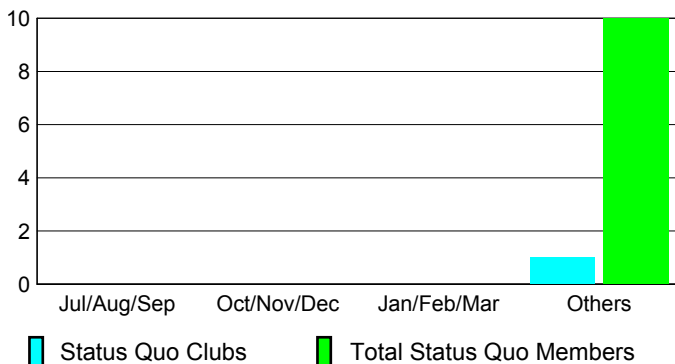
### Comparison of Club Gain/Loss

Current Year Compared to the Previous Year



### YTD Status Quo Clubs 2009-2010

Status Quo Clubs Compared to Status Quo Members



## MEMBERSHIP

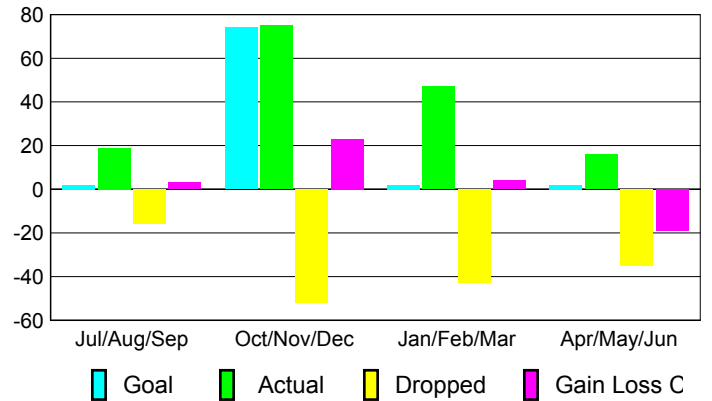
**Membership Results**  
2009-2010

**Membership**  
2008-2009

Month	Net Memb Goal	Actual New Memb	Actual Dropped Memb	Gain/Loss of Memb	Gain/Loss of Memb
Jul/Aug/Sep	2	19	-16	3	9
Oct/Nov/Dec	74	75	-52	23	25
Jan/Feb/Mar	2	47	-43	4	19
Apr/May/June	2	16	-35	-19	22
<b>Totals</b>	<b>80</b>	<b>157</b>	<b>-146</b>	<b>11</b>	<b>75</b>

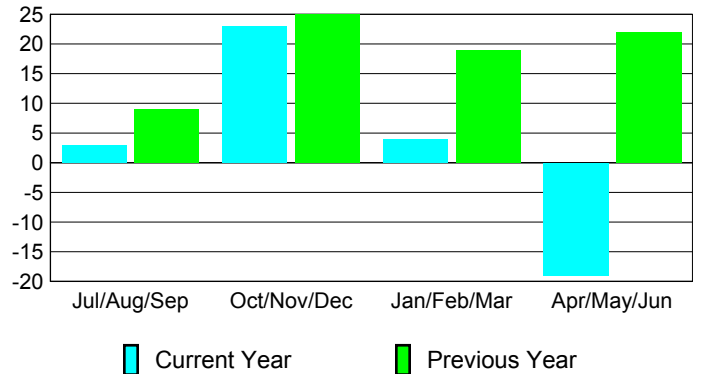
### Membership Results 2009-2010

Goal, New, Dropped, Gain/Loss

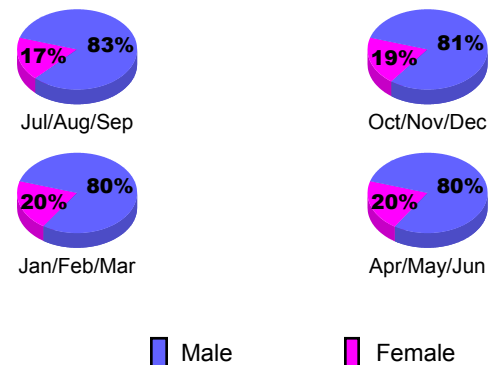


### Comparison of Membership Gain/Loss

Current Year Compared to the Previous Year



### Gender Comparison 2009-2010





# 2009-2010 GMT Quarterly Report for District (or Undistricted) **District 13 H**

GMT: **STEVEN D SHERER**

Location: **OHIO**

GMT CA: **1**

## CLUBS

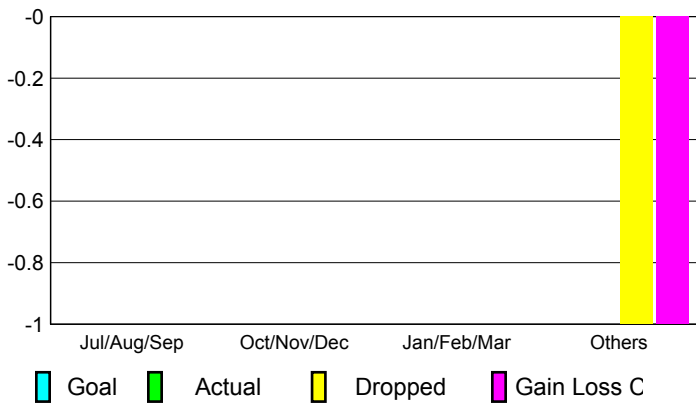
**Club Results**  
2009-2010

**Clubs**  
2008-2009

Month	New Club Goal	Actual New Clubs	Actual Dropped Clubs	Gain/Loss of Clubs	Gain/Loss of Clubs
Jul/Aug/Sep	0	0	0	0	0
Oct/Nov/Dec	0	0	0	0	1
Jan/Feb/Mar	0	0	0	0	0
Apr/May/June	0	0	-1	-1	0
<b>Totals</b>	<b>0</b>	<b>0</b>	<b>-1</b>	<b>-1</b>	<b>1</b>

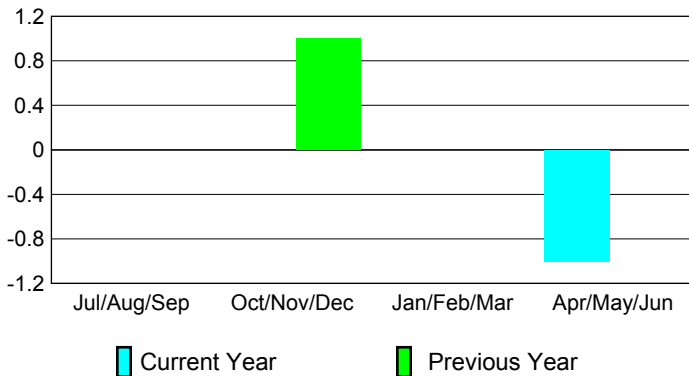
### Club Results 2009-2010

Goal, New, Dropped, Gain/Loss



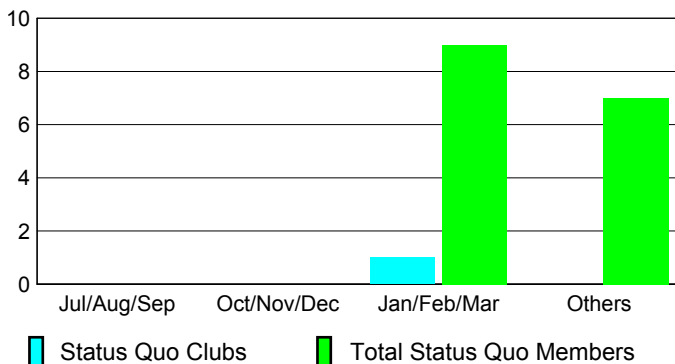
### Comparison of Club Gain/Loss

Current Year Compared to the Previous Year



### YTD Status Quo Clubs 2009-2010

Status Quo Clubs Compared to Status Quo Members



## MEMBERSHIP

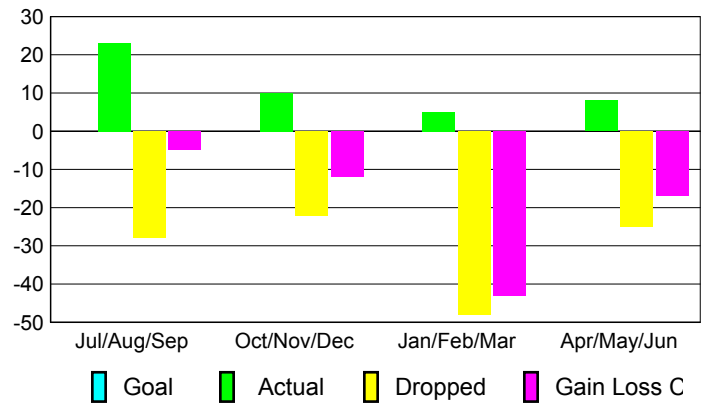
**Membership Results**  
2009-2010

**Membership**  
2008-2009

Month	Net Memb Goal	Actual New Memb	Actual Dropped Memb	Gain/Loss of Memb	Gain/Loss of Memb
Jul/Aug/Sep	0	23	-28	-5	-13
Oct/Nov/Dec	0	10	-22	-12	26
Jan/Feb/Mar	0	5	-48	-43	-3
Apr/May/June	0	8	-25	-17	15
<b>Totals</b>	<b>0</b>	<b>46</b>	<b>-123</b>	<b>-77</b>	<b>25</b>

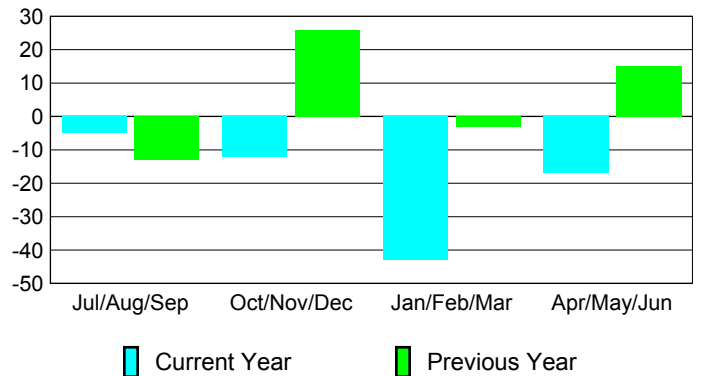
### Membership Results 2009-2010

Goal, New, Dropped, Gain/Loss

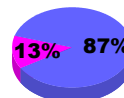


### Comparison of Membership Gain/Loss

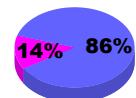
Current Year Compared to the Previous Year



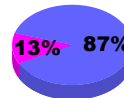
### Gender Comparison 2009-2010



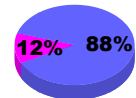
Jul/Aug/Sep



Oct/Nov/Dec



Jan/Feb/Mar



Apr/May/June

Male

Female





# 2009-2010 GMT Quarterly Report for District (or Undistricted) **District 13 J**

GMT: **STEVEN D SHERER**

Location: **OHIO**

GMT CA: **1**

## CLUBS

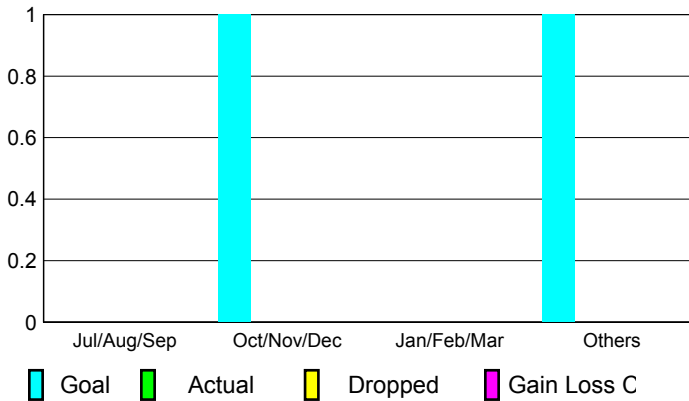
Club Results  
2009-2010

Clubs  
2008-2009

Month	New Club Goal	Actual New Clubs	Actual Dropped Clubs	Gain/Loss of Clubs	Gain/Loss of Clubs
Jul/Aug/Sep	0	0	0	0	0
Oct/Nov/Dec	1	0	0	0	0
Jan/Feb/Mar	0	0	0	0	1
Apr/May/Jun	1	0	0	0	1
<b>Totals</b>	<b>2</b>	<b>0</b>	<b>0</b>	<b>0</b>	<b>2</b>

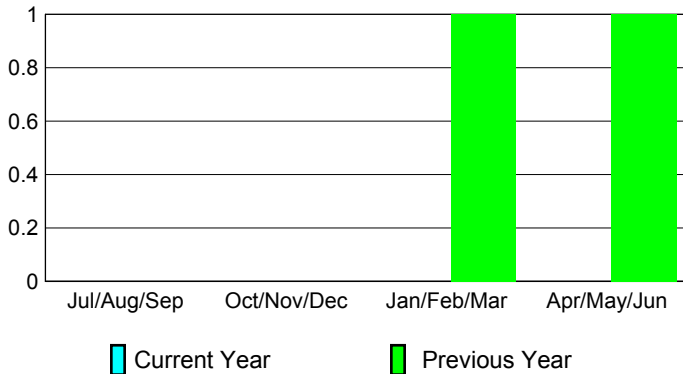
### Club Results 2009-2010

Goal, New, Dropped, Gain/Loss



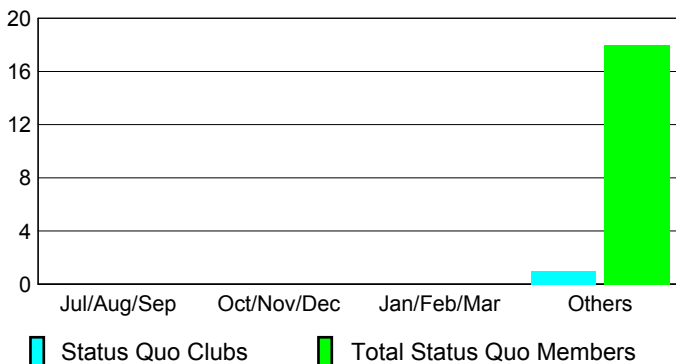
### Comparison of Club Gain/Loss

Current Year Compared to the Previous Year



### YTD Status Quo Clubs 2009-2010

Status Quo Clubs Compared to Status Quo Members



## MEMBERSHIP

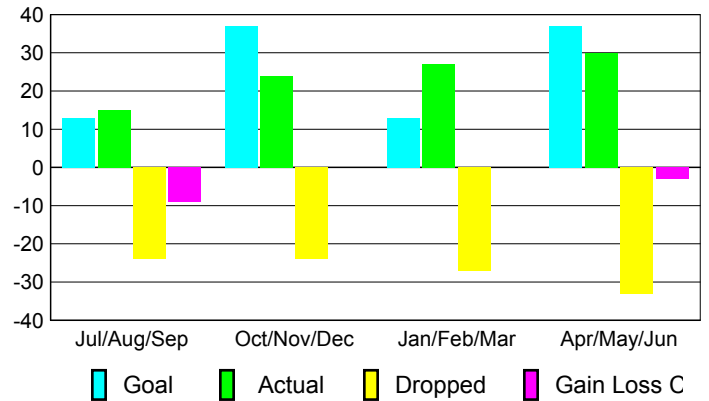
Membership Results  
2009-2010

Membership  
2008-2009

Month	Net Memb Goal	Actual New Memb	Actual Dropped Memb	Gain/Loss of Memb	Gain/Loss of Memb
Jul/Aug/Sep	13	15	-24	-9	-6
Oct/Nov/Dec	37	24	-24	0	15
Jan/Feb/Mar	13	27	-27	0	31
Apr/May/Jun	37	30	-33	-3	17
<b>Totals</b>	<b>100</b>	<b>96</b>	<b>-108</b>	<b>-12</b>	<b>57</b>

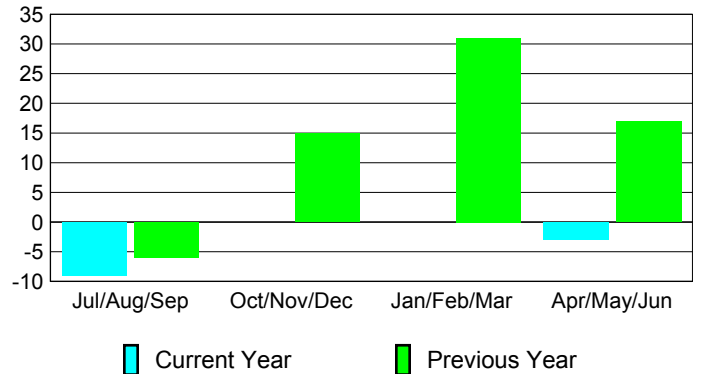
### Membership Results 2009-2010

Goal, New, Dropped, Gain/Loss

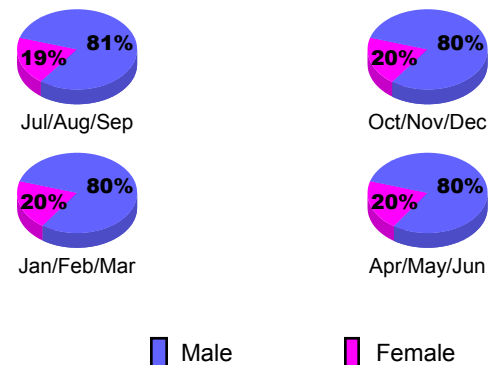


### Comparison of Membership Gain/Loss

Current Year Compared to the Previous Year



### Gender Comparison 2009-2010





# 2009-2010 GMT Quarterly Report for District (or Undistricted) **District 13 K**

GMT: **STEVEN D SHERER**

Location: **OHIO**

GMT CA: **1**

## CLUBS

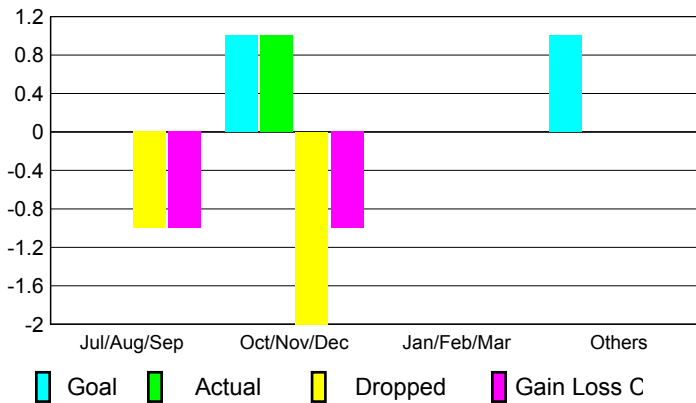
**Club Results  
2009-2010**

**Clubs  
2008-2009**

Month	New Club Goal	Actual New Clubs	Actual Dropped Clubs	Gain/Loss of Clubs	Gain/Loss of Clubs
Jul/Aug/Sep	0	0	-1	-1	0
Oct/Nov/Dec	1	1	-2	-1	0
Jan/Feb/Mar	0	0	0	0	1
Apr/May/June	1	0	0	0	0
<b>Totals</b>	<b>2</b>	<b>1</b>	<b>-3</b>	<b>-2</b>	<b>1</b>

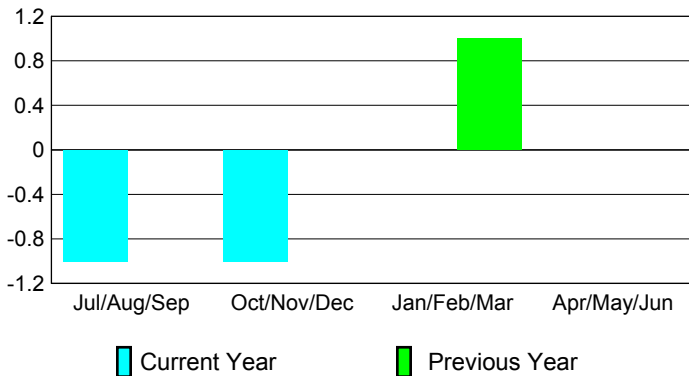
### Club Results 2009-2010

Goal, New, Dropped, Gain/Loss



### Comparison of Club Gain/Loss

Current Year Compared to the Previous Year



### YTD Status Quo Clubs 2009-2010

Status Quo Clubs Compared to Status Quo Members



## MEMBERSHIP

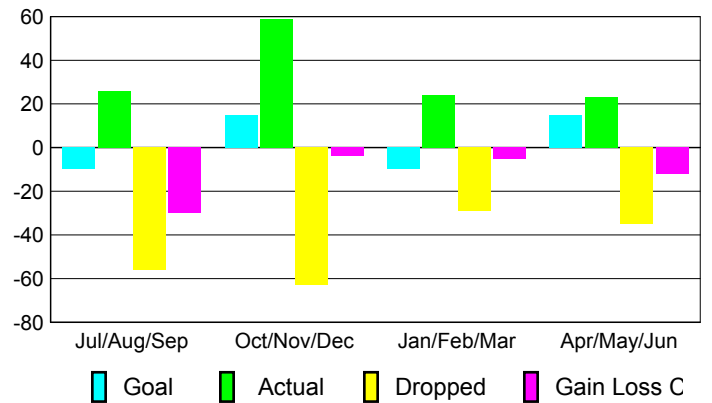
**Membership Results  
2009-2010**

**Membership  
2008-2009**

Month	Net Memb Goal	Actual New Memb	Actual Dropped Memb	Gain/Loss of Memb	Gain/Loss of Memb
Jul/Aug/Sep	-10	26	-56	-30	-20
Oct/Nov/Dec	15	59	-63	-4	-18
Jan/Feb/Mar	-10	24	-29	-5	14
Apr/May/June	15	23	-35	-12	-6
<b>Totals</b>	<b>10</b>	<b>132</b>	<b>-183</b>	<b>-51</b>	<b>-30</b>

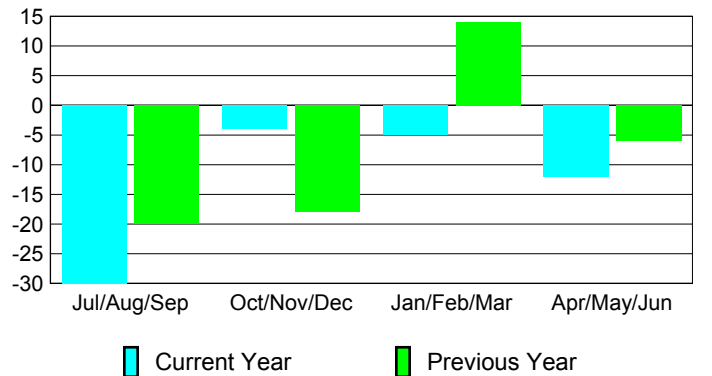
### Membership Results 2009-2010

Goal, New, Dropped, Gain/Loss

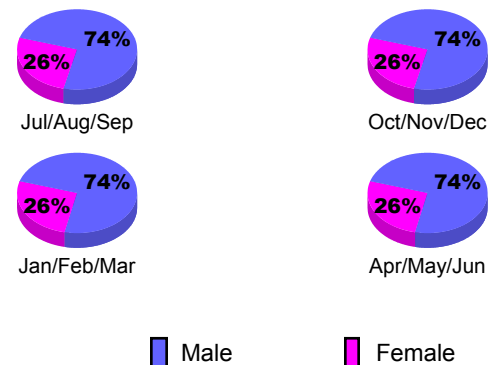


### Comparison of Membership Gain/Loss

Current Year Compared to the Previous Year



### Gender Comparison 2009-2010





# 2009-2010 GMT Quarterly Report for District (or Undistricted) **District 14 A**

**GMT: STEVEN D SHERER**

**Location: PENNSYLVANIA**

**GMT CA: 1**

## CLUBS

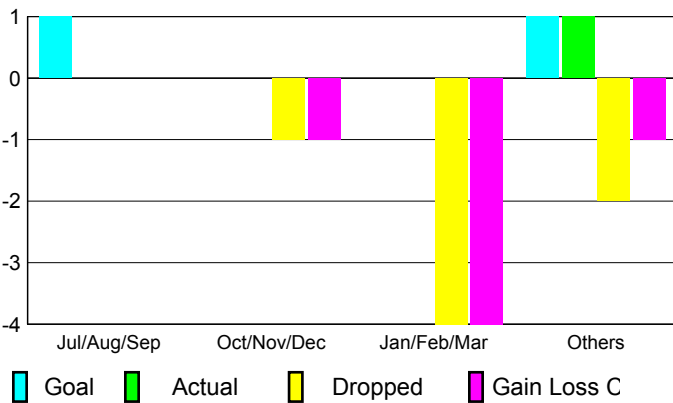
Club Results  
2009-2010

Clubs  
2008-2009

Month	New Club Goal	Actual New Clubs	Actual Dropped Clubs	Gain/Loss of Clubs	Gain/Loss of Clubs
Jul/Aug/Sep	1	0	0	0	0
Oct/Nov/Dec	0	0	-1	-1	1
Jan/Feb/Mar	0	0	-4	-4	0
Apr/May/June	1	1	-2	-1	0
<b>Totals</b>	<b>2</b>	<b>1</b>	<b>-7</b>	<b>-6</b>	<b>1</b>

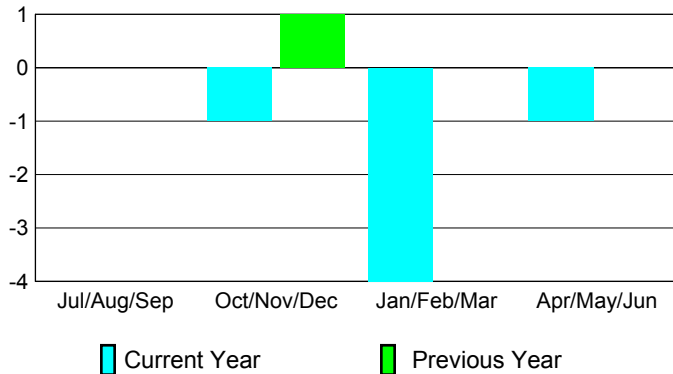
### Club Results 2009-2010

Goal, New, Dropped, Gain/Loss



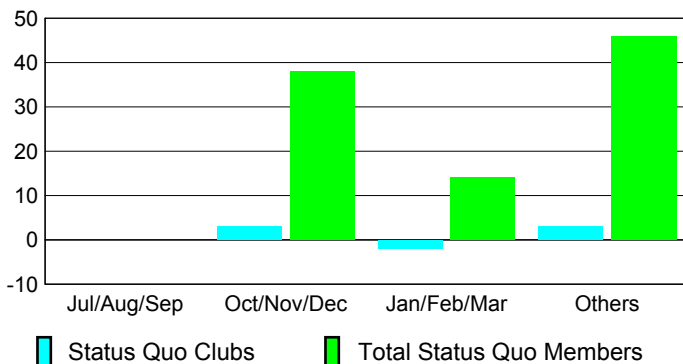
### Comparison of Club Gain/Loss

Current Year Compared to the Previous Year



### YTD Status Quo Clubs 2009-2010

Status Quo Clubs Compared to Status Quo Members



## MEMBERSHIP

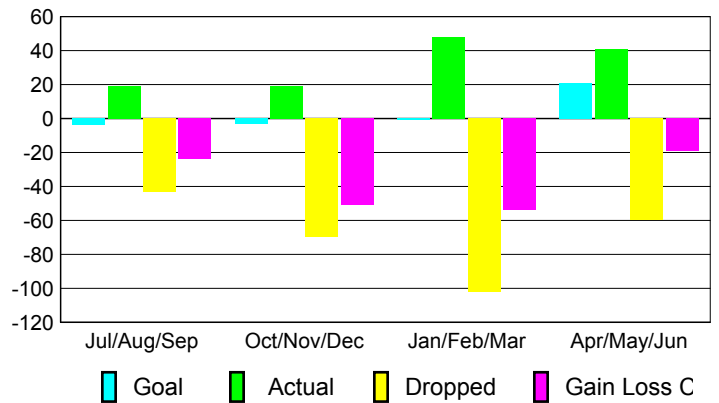
Membership Results  
2009-2010

Membership  
2008-2009

Month	Net Memb Goal	Actual New Memb	Actual Dropped Memb	Gain/Loss of Memb	Gain/Loss of Memb
Jul/Aug/Sep	-4	19	-43	-24	65
Oct/Nov/Dec	-3	19	-70	-51	12
Jan/Feb/Mar	-1	48	-102	-54	-2
Apr/May/June	21	41	-60	-19	-17
<b>Totals</b>	<b>13</b>	<b>127</b>	<b>-275</b>	<b>-148</b>	<b>58</b>

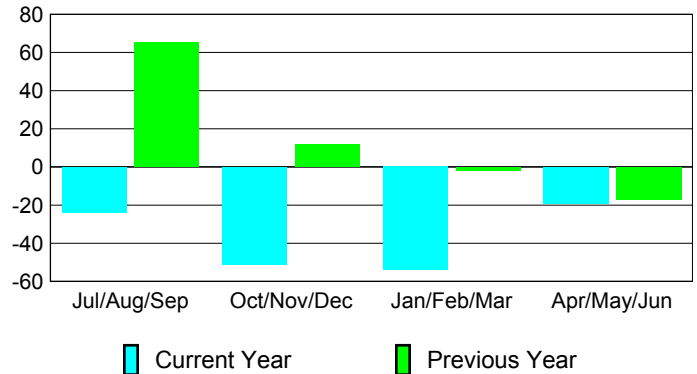
### Membership Results 2009-2010

Goal, New, Dropped, Gain/Loss

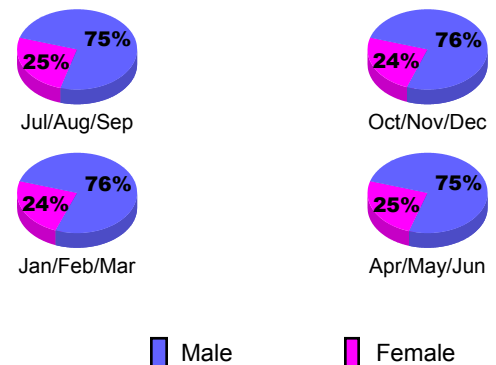


### Comparison of Membership Gain/Loss

Current Year Compared to the Previous Year



### Gender Comparison 2009-2010





# 2009-2010 GMT Quarterly Report for District (or Undistricted) **District 14 B**

**GMT: STEVEN D SHERER**

**Location: PENNSYLVANIA**

**GMT CA: 1**

## CLUBS

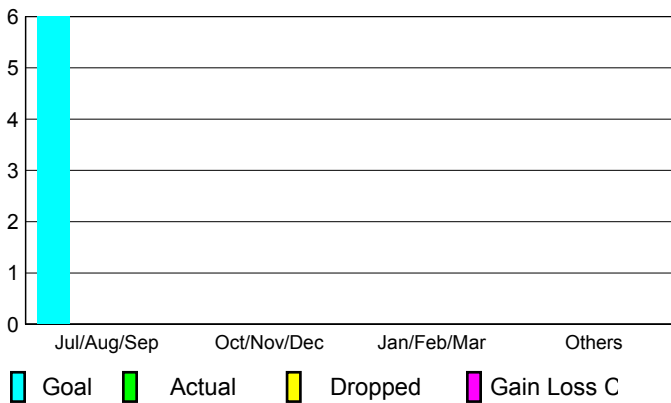
Club Results  
2009-2010

Clubs  
2008-2009

Month	New Club Goal	Actual New Clubs	Actual Dropped Clubs	Gain/Loss of Clubs	Gain/Loss of Clubs
Jul/Aug/Sep	6	0	0	0	0
Oct/Nov/Dec	0	0	0	0	0
Jan/Feb/Mar	0	0	0	0	0
Apr/May/June	0	0	0	0	0
<b>Totals</b>	<b>6</b>	<b>0</b>	<b>0</b>	<b>0</b>	<b>0</b>


### Club Results 2009-2010

Goal, New, Dropped, Gain/Loss



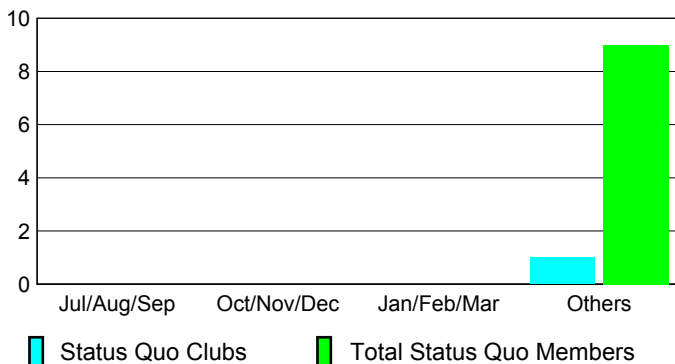
### Comparison of Club Gain/Loss

Current Year Compared to the Previous Year



### YTD Status Quo Clubs 2009-2010

Status Quo Clubs Compared to Status Quo Members



## MEMBERSHIP

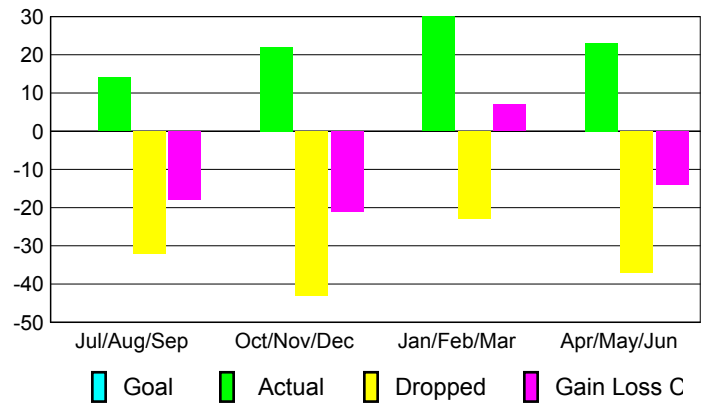
Membership Results  
2009-2010

Membership  
2008-2009

Month	Net Memb Goal	Actual New Memb	Actual Dropped Memb	Gain/Loss of Memb	Gain/Loss of Memb
Jul/Aug/Sep	0	14	-32	-18	-12
Oct/Nov/Dec	0	22	-43	-21	-20
Jan/Feb/Mar	0	30	-23	7	0
Apr/May/June	0	23	-37	-14	-2
<b>Totals</b>	<b>0</b>	<b>89</b>	<b>-135</b>	<b>-46</b>	<b>-34</b>

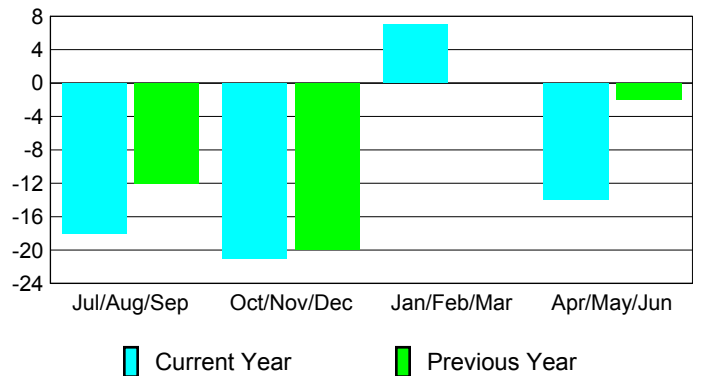
### Membership Results 2009-2010

Goal, New, Dropped, Gain/Loss

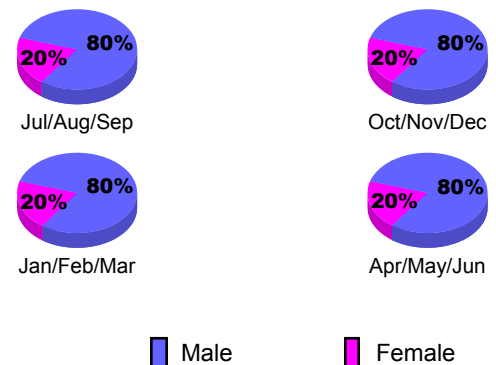


### Comparison of Membership Gain/Loss

Current Year Compared to the Previous Year



### Gender Comparison 2009-2010





# 2009-2010 GMT Quarterly Report for District (or Undistricted) **District 14 C**

**GMT: STEVEN D SHERER**

**Location: PENNSYLVANIA**

**GMT CA: 1**

## CLUBS

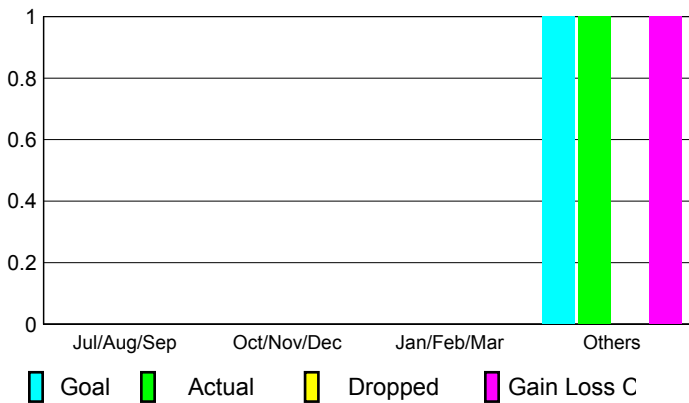
**Club Results  
2009-2010**

**Clubs  
2008-2009**

Month	New Club Goal	Actual New Clubs	Actual Dropped Clubs	Gain/Loss of Clubs	Gain/Loss of Clubs
Jul/Aug/Sep	0	0	0	0	0
Oct/Nov/Dec	0	0	0	0	0
Jan/Feb/Mar	0	0	0	0	0
Apr/May/June	1	1	0	1	0
<b>Totals</b>	<b>1</b>	<b>1</b>	<b>0</b>	<b>1</b>	<b>0</b>

### Club Results 2009-2010

Goal, New, Dropped, Gain/Loss



## MEMBERSHIP

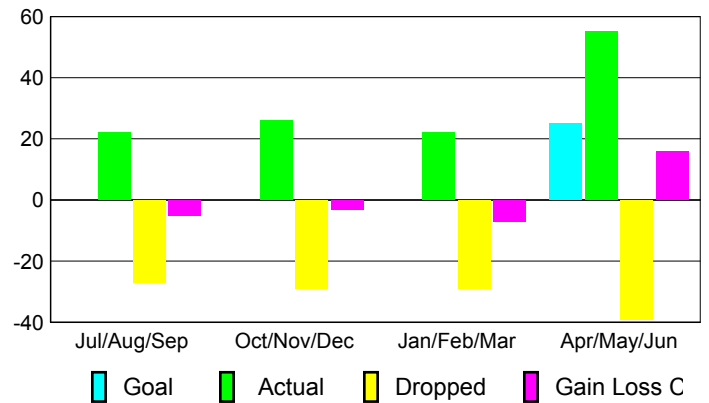
**Membership Results  
2009-2010**

**Membership  
2008-2009**

Month	Net Memb Goal	Actual New Memb	Actual Dropped Memb	Gain/Loss of Memb	Gain/Loss of Memb
Jul/Aug/Sep	0	22	-27	-5	-19
Oct/Nov/Dec	0	26	-29	-3	-20
Jan/Feb/Mar	0	22	-29	-7	-5
Apr/May/June	25	55	-39	16	-8
<b>Totals</b>	<b>25</b>	<b>125</b>	<b>-124</b>	<b>1</b>	<b>-52</b>


### Membership Results 2009-2010

Goal, New, Dropped, Gain/Loss



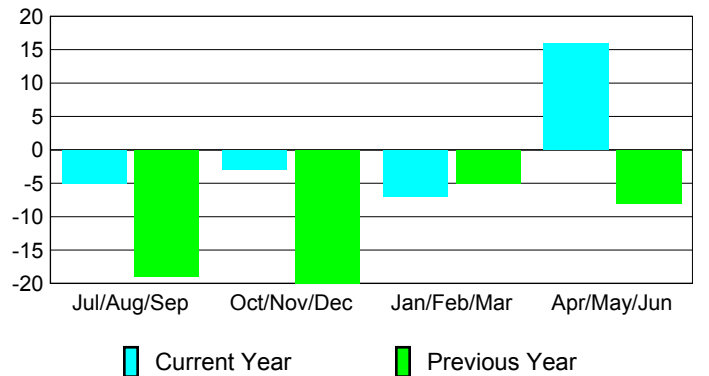
### Comparison of Club Gain/Loss

Current Year Compared to the Previous Year



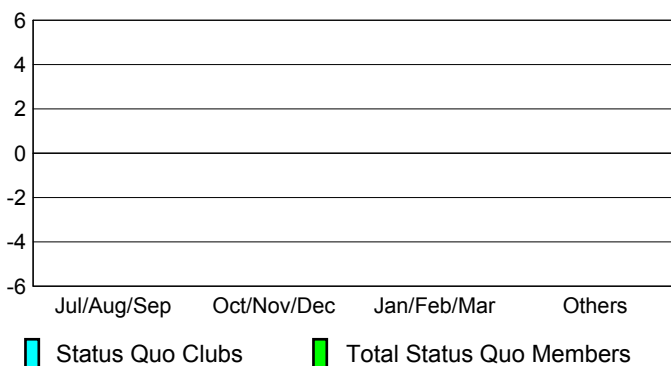
### Comparison of Membership Gain/Loss

Current Year Compared to the Previous Year

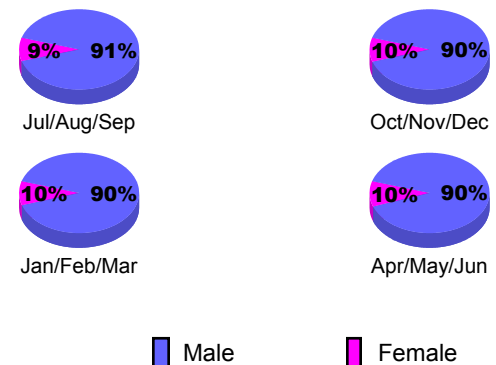


### YTD Status Quo Clubs 2009-2010

Status Quo Clubs Compared to Status Quo Members



### Gender Comparison 2009-2010





# 2009-2010 GMT Quarterly Report for District (or Undistricted) **District 14 D**

**GMT: STEVEN D SHERER**

**Location: PENNSYLVANIA**

**GMT CA: 1**

## CLUBS

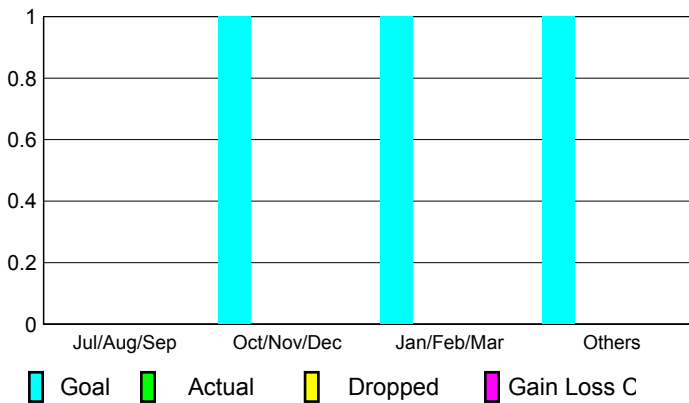
Club Results  
2009-2010

Clubs  
2008-2009

Month	New Club Goal	Actual New Clubs	Actual Dropped Clubs	Gain/Loss of Clubs	Gain/Loss of Clubs
Jul/Aug/Sep	0	0	0	0	0
Oct/Nov/Dec	1	0	0	0	0
Jan/Feb/Mar	1	0	0	0	0
Apr/May/June	1	0	0	0	0
<b>Totals</b>	<b>3</b>	<b>0</b>	<b>0</b>	<b>0</b>	<b>0</b>


### Club Results 2009-2010

Goal, New, Dropped, Gain/Loss



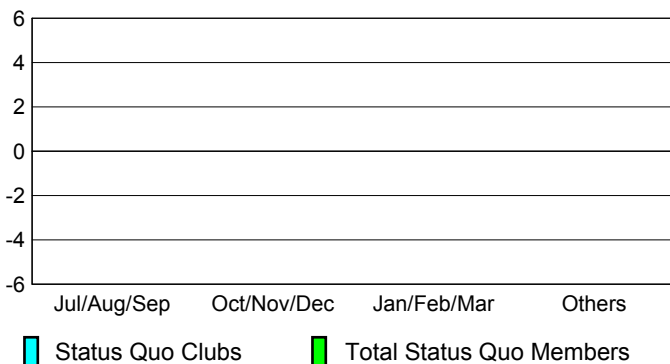
### Comparison of Club Gain/Loss

Current Year Compared to the Previous Year



### YTD Status Quo Clubs 2009-2010

Status Quo Clubs Compared to Status Quo Members



## MEMBERSHIP

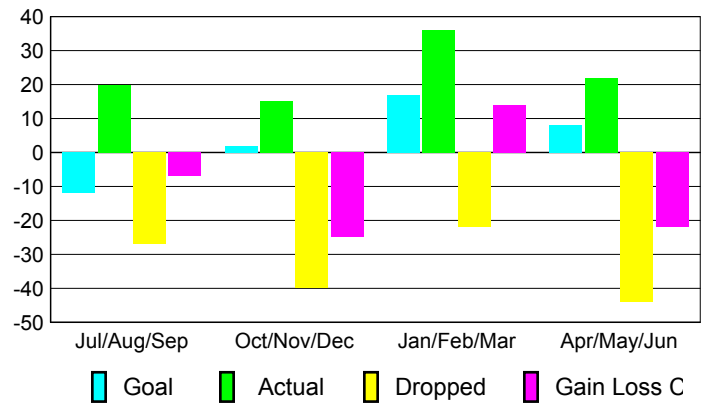
Membership Results  
2009-2010

Membership  
2008-2009

Month	Net Memb Goal	Actual New Memb	Actual Dropped Memb	Gain/Loss of Memb	Gain/Loss of Memb
Jul/Aug/Sep	-12	20	-27	-7	-29
Oct/Nov/Dec	2	15	-40	-25	-15
Jan/Feb/Mar	17	36	-22	14	-10
Apr/May/June	8	22	-44	-22	-24
<b>Totals</b>	<b>15</b>	<b>93</b>	<b>-133</b>	<b>-40</b>	<b>-78</b>

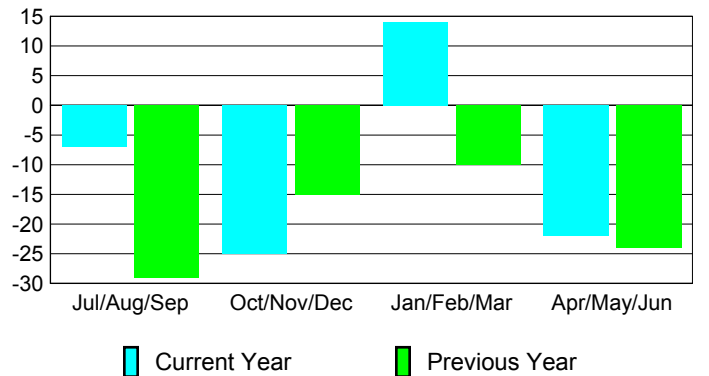
### Membership Results 2009-2010

Goal, New, Dropped, Gain/Loss

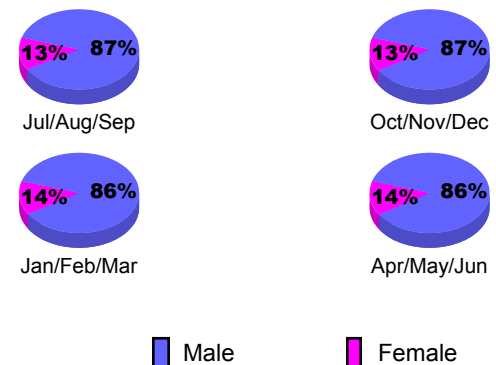


### Comparison of Membership Gain/Loss

Current Year Compared to the Previous Year



### Gender Comparison 2009-2010





# 2009-2010 GMT Quarterly Report for District (or Undistricted) **District 14 E**

GMT: **STEVEN D SHERER**

Location: **PENNSYLVANIA**

GMT CA: **1**

## CLUBS

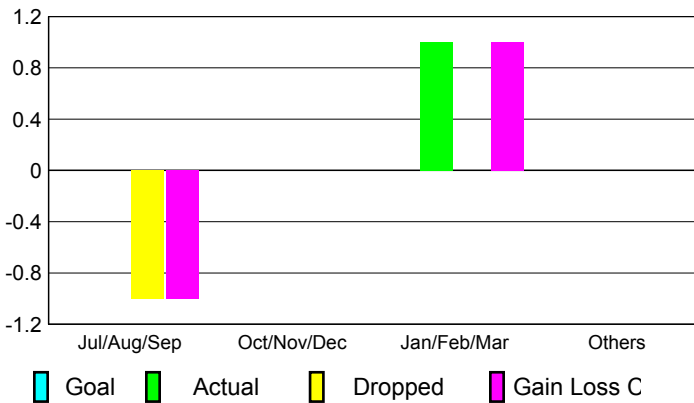
**Club Results  
2009-2010**

**Clubs  
2008-2009**

Month	New Club Goal	Actual New Clubs	Actual Dropped Clubs	Gain/Loss of Clubs	Gain/Loss of Clubs
Jul/Aug/Sep	0	0	-1	-1	-1
Oct/Nov/Dec	0	0	0	0	1
Jan/Feb/Mar	0	1	0	1	0
Apr/May/June	0	0	0	0	0
<b>Totals</b>	<b>0</b>	<b>1</b>	<b>-1</b>	<b>0</b>	<b>0</b>

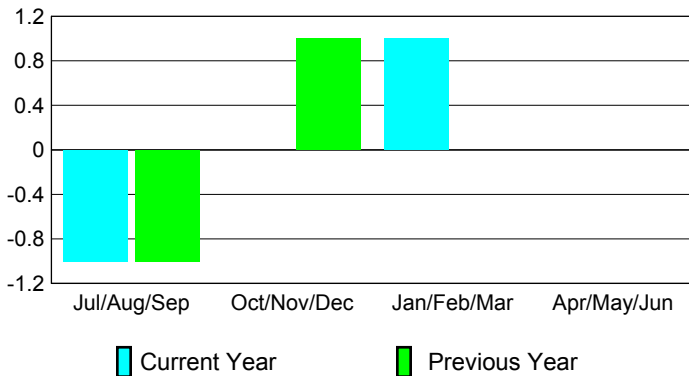
### Club Results 2009-2010

Goal, New, Dropped, Gain/Loss



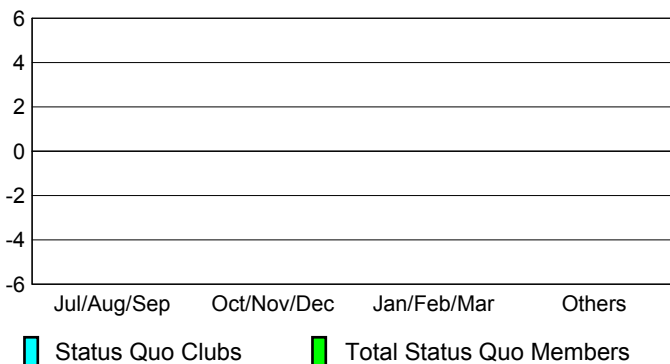
### Comparison of Club Gain/Loss

Current Year Compared to the Previous Year



### YTD Status Quo Clubs 2009-2010

Status Quo Clubs Compared to Status Quo Members



## MEMBERSHIP

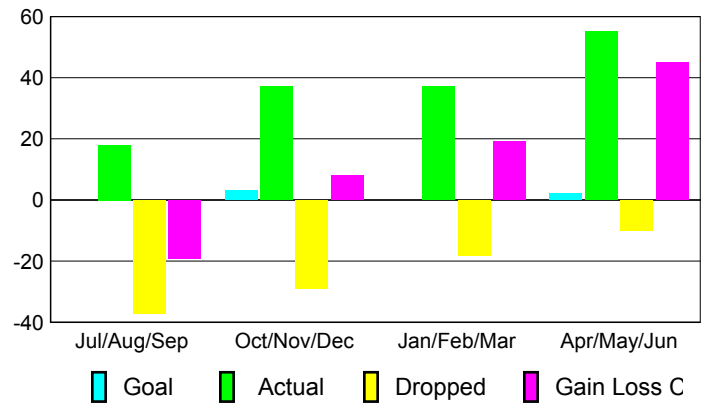
**Membership Results  
2009-2010**

**Membership  
2008-2009**

Month	Net Memb Goal	Actual New Memb	Actual Dropped Memb	Gain/Loss of Memb	Gain/Loss of Memb
Jul/Aug/Sep	0	18	-37	-19	-45
Oct/Nov/Dec	3	37	-29	8	-15
Jan/Feb/Mar	0	37	-18	19	16
Apr/May/June	2	55	-10	45	14
<b>Totals</b>	<b>5</b>	<b>147</b>	<b>-94</b>	<b>53</b>	<b>-30</b>

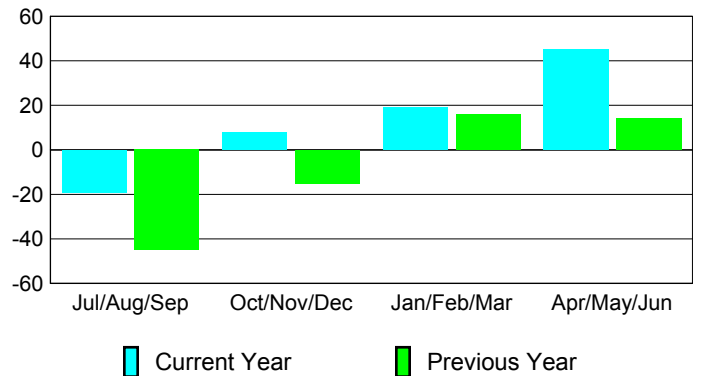
### Membership Results 2009-2010

Goal, New, Dropped, Gain/Loss

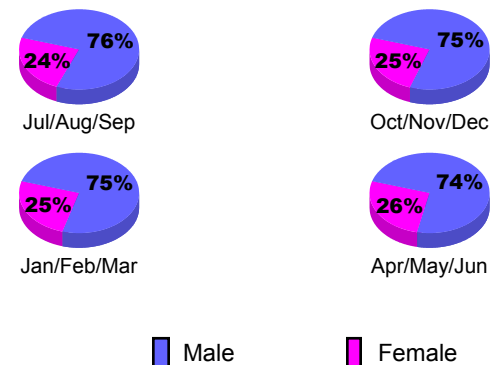


### Comparison of Membership Gain/Loss

Current Year Compared to the Previous Year



### Gender Comparison 2009-2010





# 2009-2010 GMT Quarterly Report for District (or Undistricted) **District 14 F**

**GMT: STEVEN D SHERER**

**Location: PENNSYLVANIA**

**GMT CA: 1**

## CLUBS

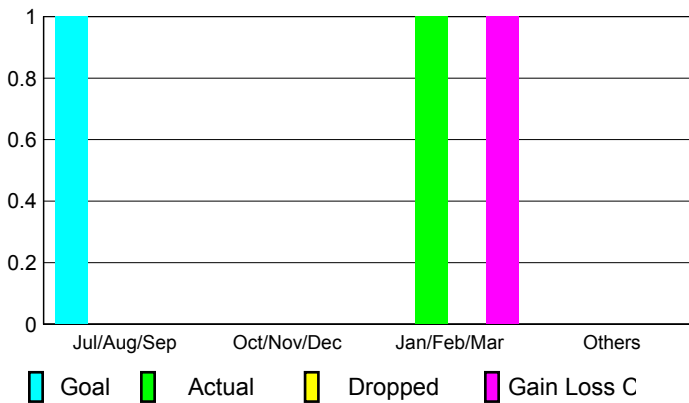
Club Results  
2009-2010

Clubs  
2008-2009

Month	New Club Goal	Actual New Clubs	Actual Dropped Clubs	Gain/Loss of Clubs	Gain/Loss of Clubs
Jul/Aug/Sep	1	0	0	0	0
Oct/Nov/Dec	0	0	0	0	0
Jan/Feb/Mar	0	1	0	1	0
Apr/May/June	0	0	0	0	0
<b>Totals</b>	<b>1</b>	<b>1</b>	<b>0</b>	<b>1</b>	<b>0</b>

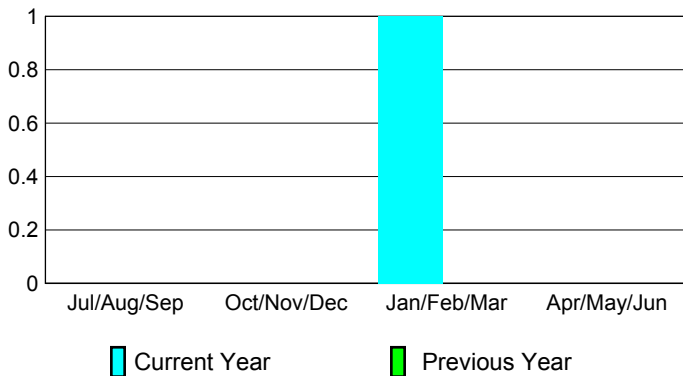
### Club Results 2009-2010

Goal, New, Dropped, Gain/Loss



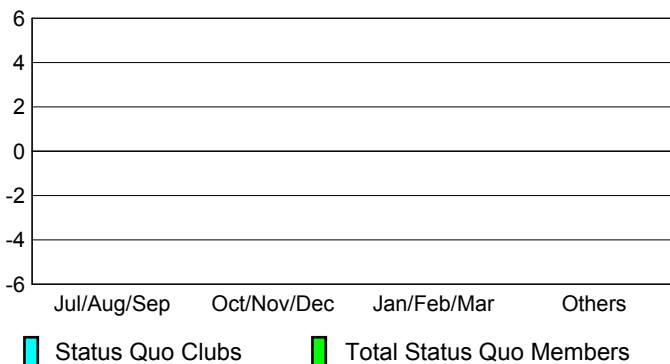
### Comparison of Club Gain/Loss

Current Year Compared to the Previous Year



### YTD Status Quo Clubs 2009-2010

Status Quo Clubs Compared to Status Quo Members



## MEMBERSHIP

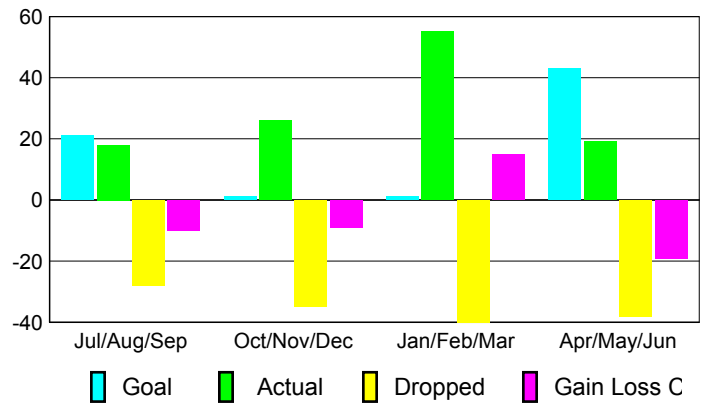
Membership Results  
2009-2010

Membership  
2008-2009

Month	Net Memb Goal	Actual New Memb	Actual Dropped Memb	Gain/Loss of Memb	Gain/Loss of Memb
Jul/Aug/Sep	21	18	-28	-10	-11
Oct/Nov/Dec	1	26	-35	-9	-19
Jan/Feb/Mar	1	55	-40	15	-4
Apr/May/June	43	19	-38	-19	-13
<b>Totals</b>	<b>66</b>	<b>118</b>	<b>-141</b>	<b>-23</b>	<b>-47</b>

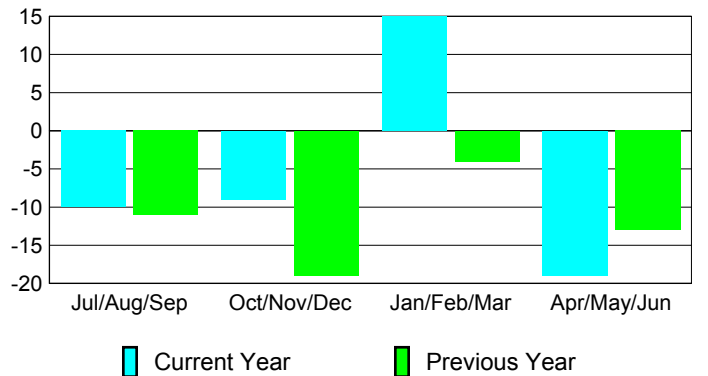
### Membership Results 2009-2010

Goal, New, Dropped, Gain/Loss

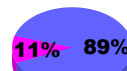


### Comparison of Membership Gain/Loss

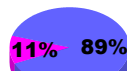
Current Year Compared to the Previous Year



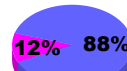
### Gender Comparison 2009-2010



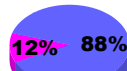
Jul/Aug/Sep



Oct/Nov/Dec



Jan/Feb/Mar



Apr/May/June

Male

Female





# 2009-2010 GMT Quarterly Report for District (or Undistricted) **District 14 G**

GMT: **STEVEN D SHERER**

Location: **PENNSYLVANIA**

GMT CA: **1**

## CLUBS

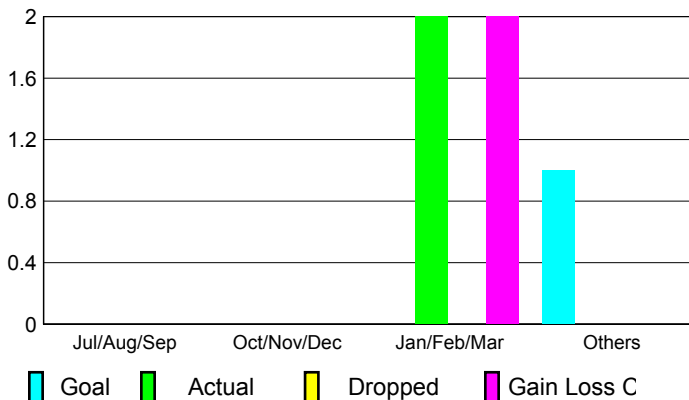
**Club Results  
2009-2010**

**Clubs  
2008-2009**

Month	New Club Goal	Actual New Clubs	Actual Dropped Clubs	Gain/Loss of Clubs	Gain/Loss of Clubs
Jul/Aug/Sep	0	0	0	0	0
Oct/Nov/Dec	0	0	0	0	0
Jan/Feb/Mar	0	2	0	2	0
Apr/May/June	1	0	0	0	1
<b>Totals</b>	<b>1</b>	<b>2</b>	<b>0</b>	<b>2</b>	<b>1</b>

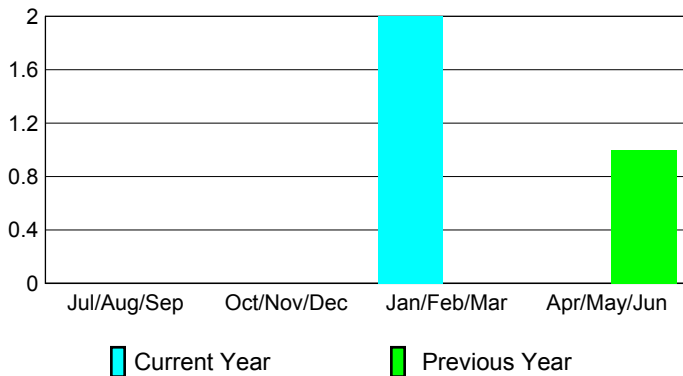
### Club Results 2009-2010

Goal, New, Dropped, Gain/Loss



### Comparison of Club Gain/Loss

Current Year Compared to the Previous Year



### YTD Status Quo Clubs 2009-2010

Status Quo Clubs Compared to Status Quo Members



## MEMBERSHIP

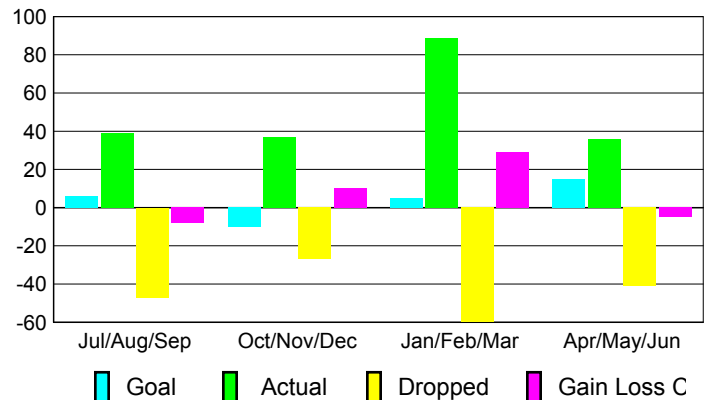
**Membership Results  
2009-2010**

**Membership  
2008-2009**

Month	Net Memb Goal	Actual New Memb	Actual Dropped Memb	Gain/Loss of Memb	Gain/Loss of Memb
Jul/Aug/Sep	6	39	-47	-8	-22
Oct/Nov/Dec	-10	37	-27	10	-10
Jan/Feb/Mar	5	89	-60	29	-22
Apr/May/June	15	36	-41	-5	27
<b>Totals</b>	<b>16</b>	<b>201</b>	<b>-175</b>	<b>26</b>	<b>-27</b>

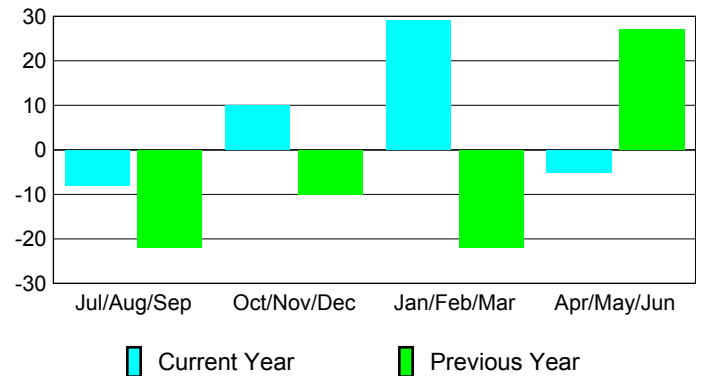
### Membership Results 2009-2010

Goal, New, Dropped, Gain/Loss

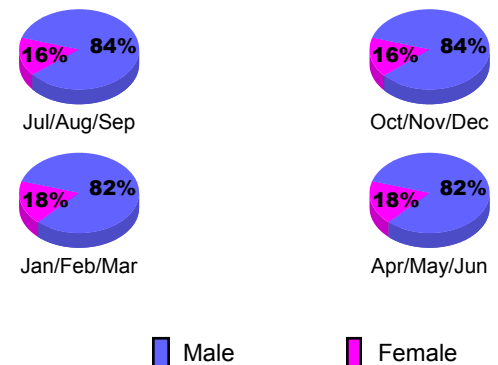


### Comparison of Membership Gain/Loss

Current Year Compared to the Previous Year



### Gender Comparison 2009-2010





# 2009-2010 GMT Quarterly Report for District (or Undistricted) **District 14 H**

GMT: **STEVEN D SHERER**

Location: **PENNSYLVANIA**

GMT CA: **1**

## CLUBS

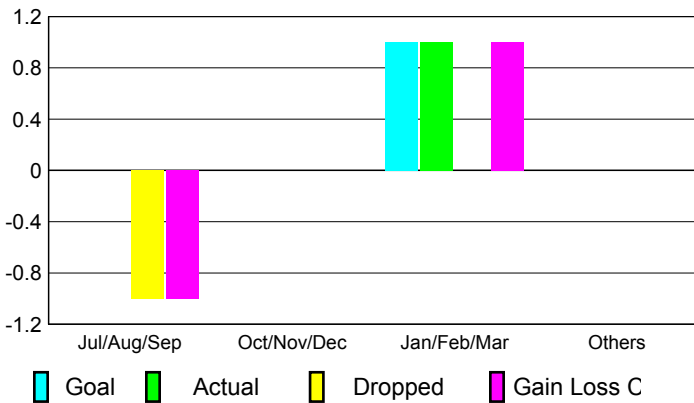
**Club Results  
2009-2010**

**Clubs  
2008-2009**

Month	New Club Goal	Actual New Clubs	Actual Dropped Clubs	Gain/Loss of Clubs	Gain/Loss of Clubs
Jul/Aug/Sep	0	0	-1	-1	0
Oct/Nov/Dec	0	0	0	0	0
Jan/Feb/Mar	1	1	0	1	0
Apr/May/June	0	0	0	0	0
<b>Totals</b>	<b>1</b>	<b>1</b>	<b>-1</b>	<b>0</b>	<b>0</b>

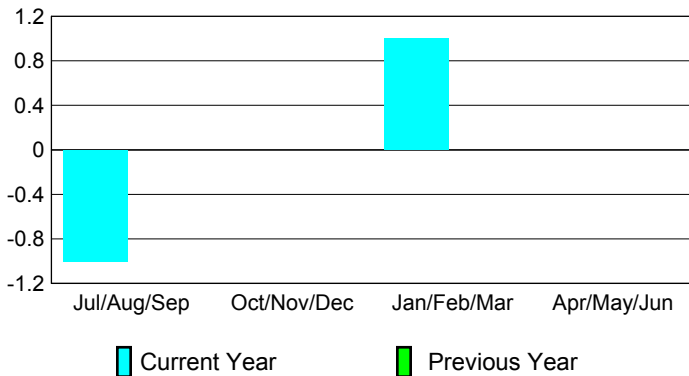
### Club Results 2009-2010

Goal, New, Dropped, Gain/Loss



### Comparison of Club Gain/Loss

Current Year Compared to the Previous Year



### YTD Status Quo Clubs 2009-2010

Status Quo Clubs Compared to Status Quo Members



## MEMBERSHIP

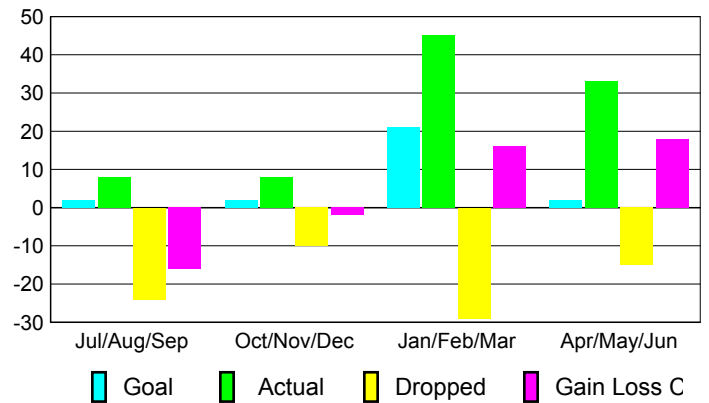
**Membership Results  
2009-2010**

**Membership  
2008-2009**

Month	Net Memb Goal	Actual New Memb	Actual Dropped Memb	Gain/Loss of Memb	Gain/Loss of Memb
Jul/Aug/Sep	2	8	-24	-16	0
Oct/Nov/Dec	2	8	-10	-2	-9
Jan/Feb/Mar	21	45	-29	16	-14
Apr/May/June	2	33	-15	18	3
<b>Totals</b>	<b>27</b>	<b>94</b>	<b>-78</b>	<b>16</b>	<b>-20</b>

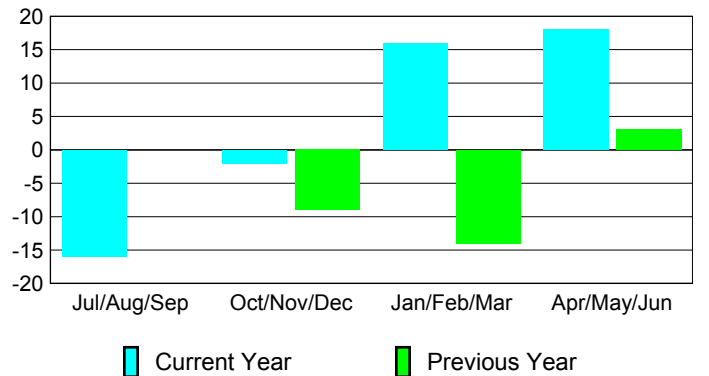
### Membership Results 2009-2010

Goal, New, Dropped, Gain/Loss

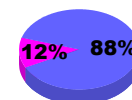


### Comparison of Membership Gain/Loss

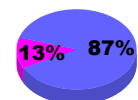
Current Year Compared to the Previous Year



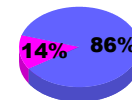
### Gender Comparison 2009-2010



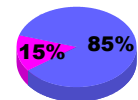
Jul/Aug/Sep



Oct/Nov/Dec



Jan/Feb/Mar



Apr/May/June

Male

Female



# 2009-2010 GMT Quarterly Report for District (or Undistricted) **District 14 J**

**GMT: STEVEN D SHERER**

**Location: PENNSYLVANIA**

**GMT CA: 1**

## CLUBS

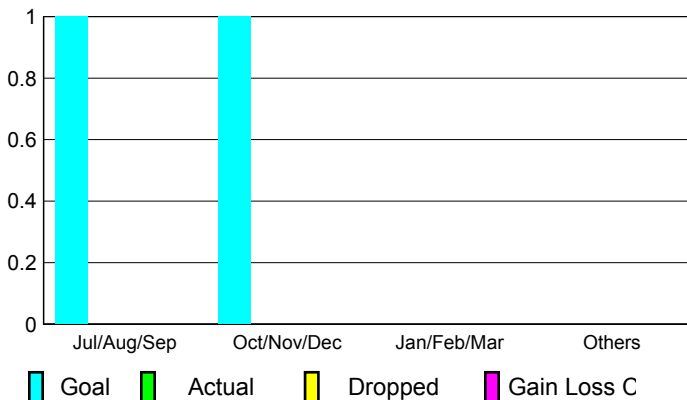
**Club Results  
2009-2010**

**Clubs  
2008-2009**

Month	New Club Goal	Actual New Clubs	Actual Dropped Clubs	Gain/Loss of Clubs	Gain/Loss of Clubs
Jul/Aug/Sep	1	0	0	0	1
Oct/Nov/Dec	1	0	0	0	0
Jan/Feb/Mar	0	0	0	0	0
Apr/May/June	0	0	0	0	0
<b>Totals</b>	<b>2</b>	<b>0</b>	<b>0</b>	<b>0</b>	<b>1</b>

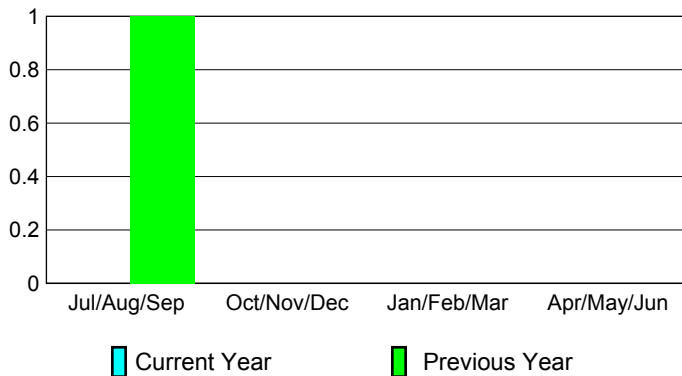
### Club Results 2009-2010

Goal, New, Dropped, Gain/Loss



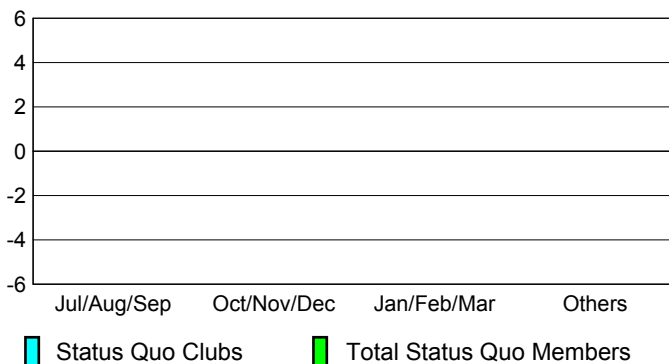
### Comparison of Club Gain/Loss

Current Year Compared to the Previous Year



### YTD Status Quo Clubs 2009-2010

Status Quo Clubs Compared to Status Quo Members



## MEMBERSHIP

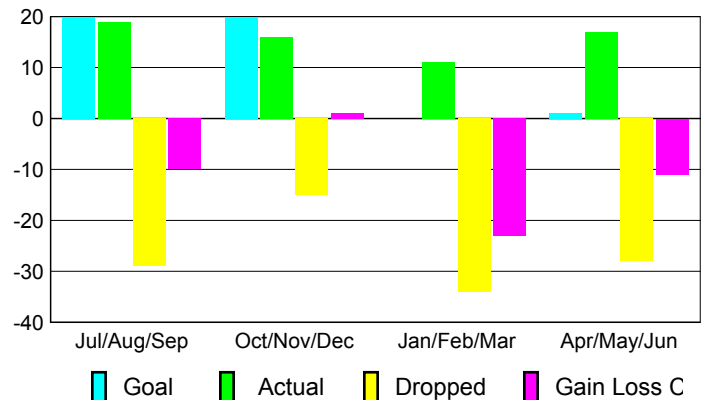
**Membership Results  
2009-2010**

**Membership  
2008-2009**

Month	Net Memb Goal	Actual New Memb	Actual Dropped Memb	Gain/Loss of Memb	Gain/Loss of Memb
Jul/Aug/Sep	20	19	-29	-10	14
Oct/Nov/Dec	20	16	-15	1	-3
Jan/Feb/Mar	0	11	-34	-23	4
Apr/May/June	1	17	-28	-11	-3
<b>Totals</b>	<b>41</b>	<b>63</b>	<b>-106</b>	<b>-43</b>	<b>12</b>

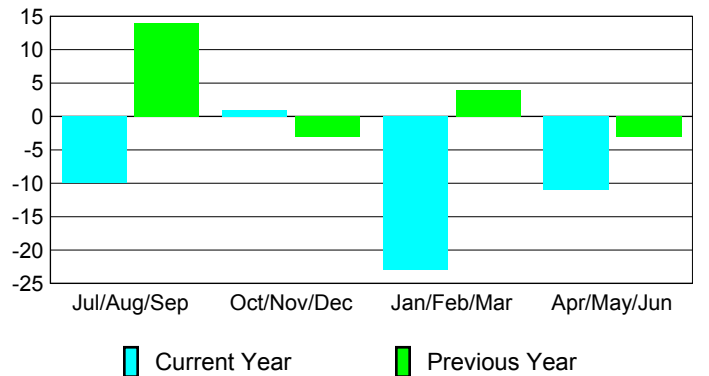
### Membership Results 2009-2010

Goal, New, Dropped, Gain/Loss

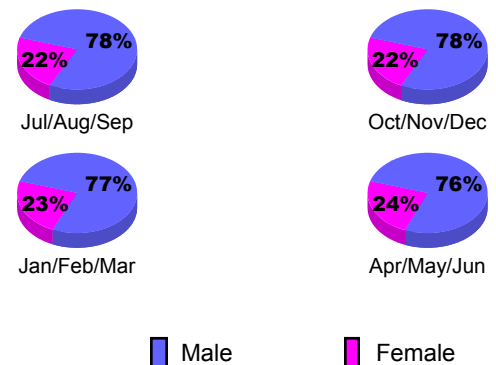


### Comparison of Membership Gain/Loss

Current Year Compared to the Previous Year



### Gender Comparison 2009-2010





# 2009-2010 GMT Quarterly Report for District (or Undistricted) **District 14 K**

GMT: **STEVEN D SHERER**

Location: **PENNSYLVANIA**

GMT CA: **1**

## CLUBS

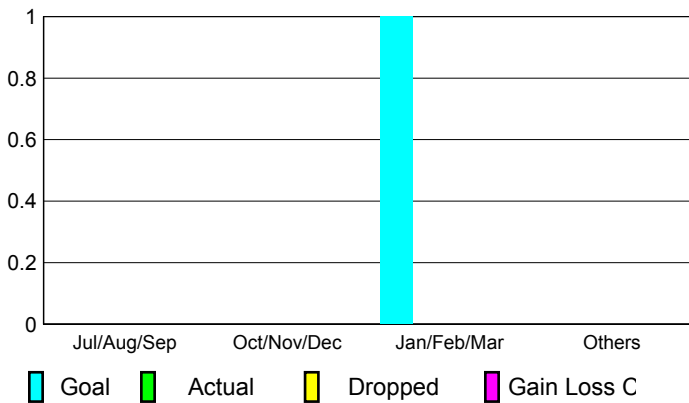
**Club Results**  
2009-2010

**Clubs**  
2008-2009

Month	New Club Goal	Actual New Clubs	Actual Dropped Clubs	Gain/Loss of Clubs	Gain/Loss of Clubs
Jul/Aug/Sep	0	0	0	0	0
Oct/Nov/Dec	0	0	0	0	0
Jan/Feb/Mar	1	0	0	0	1
Apr/May/June	0	0	0	0	0
<b>Totals</b>	<b>1</b>	<b>0</b>	<b>0</b>	<b>0</b>	<b>1</b>

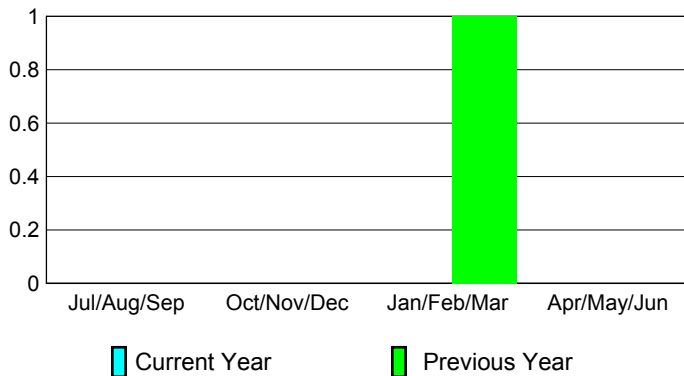
### Club Results 2009-2010

Goal, New, Dropped, Gain/Loss



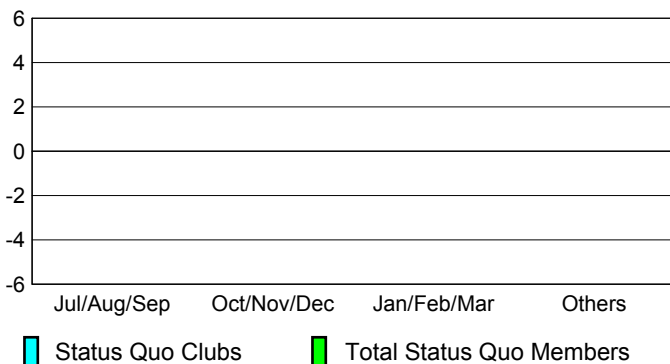
### Comparison of Club Gain/Loss

Current Year Compared to the Previous Year



### YTD Status Quo Clubs 2009-2010

Status Quo Clubs Compared to Status Quo Members



## MEMBERSHIP

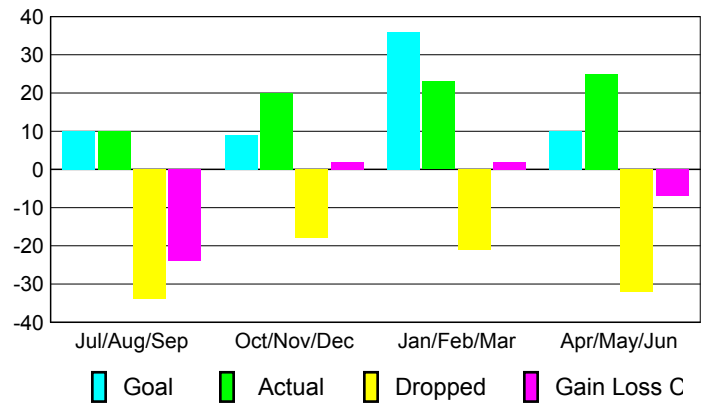
**Membership Results**  
2009-2010

**Membership**  
2008-2009

Month	Net Memb Goal	Actual New Memb	Actual Dropped Memb	Gain/Loss of Memb	Gain/Loss of Memb
Jul/Aug/Sep	10	10	-34	-24	-14
Oct/Nov/Dec	9	20	-18	2	-2
Jan/Feb/Mar	36	23	-21	2	10
Apr/May/June	10	25	-32	-7	-8
<b>Totals</b>	<b>65</b>	<b>78</b>	<b>-105</b>	<b>-27</b>	<b>-14</b>

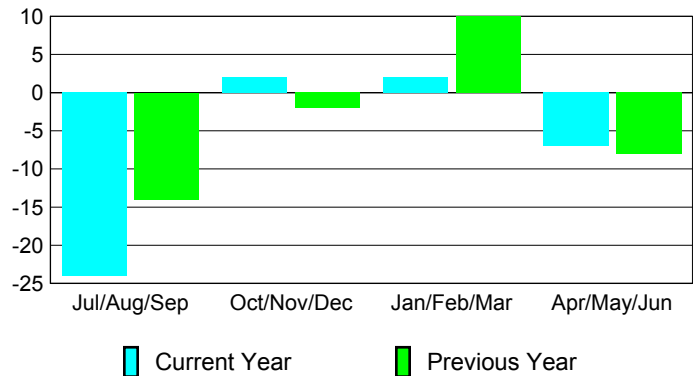
### Membership Results 2009-2010

Goal, New, Dropped, Gain/Loss

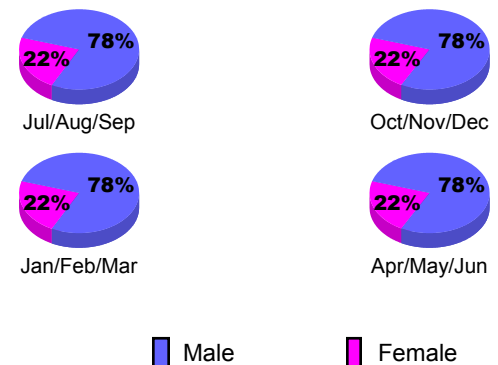


### Comparison of Membership Gain/Loss

Current Year Compared to the Previous Year



### Gender Comparison 2009-2010





# 2009-2010 GMT Quarterly Report for District (or Undistricted) **District 14 L**

**GMT: STEVEN D SHERER**

**Location: PENNSYLVANIA**

**GMT CA: 1**

## CLUBS

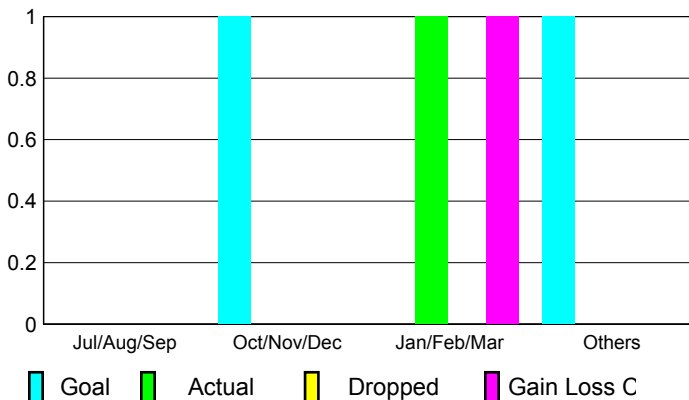
Club Results  
2009-2010

Clubs  
2008-2009

Month	New Club Goal	Actual New Clubs	Actual Dropped Clubs	Gain/Loss of Clubs	Gain/Loss of Clubs
Jul/Aug/Sep	0	0	0	0	0
Oct/Nov/Dec	1	0	0	0	0
Jan/Feb/Mar	0	1	0	1	0
Apr/May/Jun	1	0	0	0	0
<b>Totals</b>	<b>2</b>	<b>1</b>	<b>0</b>	<b>1</b>	<b>0</b>

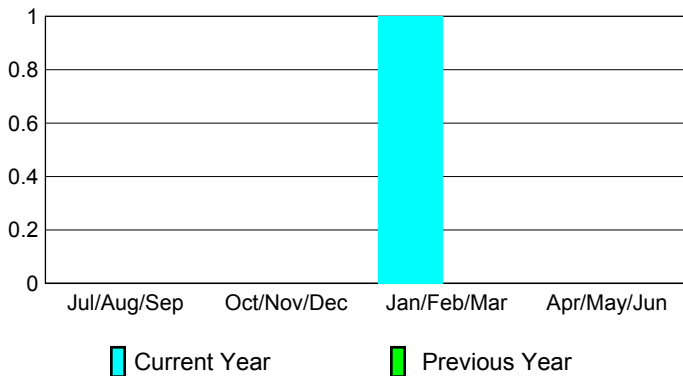
### Club Results 2009-2010

Goal, New, Dropped, Gain/Loss



### Comparison of Club Gain/Loss

Current Year Compared to the Previous Year



### YTD Status Quo Clubs 2009-2010

Status Quo Clubs Compared to Status Quo Members



## MEMBERSHIP

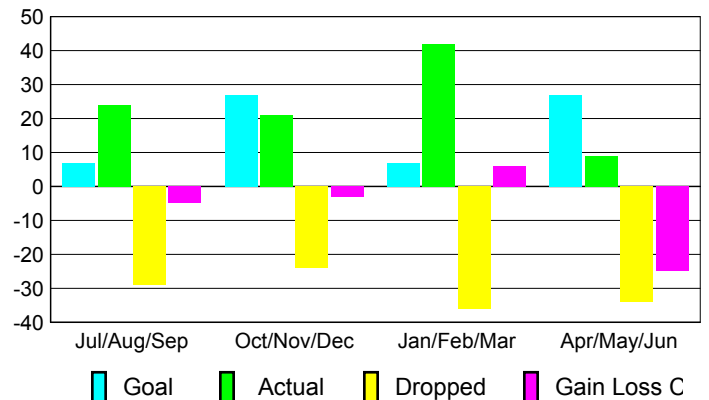
Membership Results  
2009-2010

Membership  
2008-2009

Month	Net Memb Goal	Actual New Memb	Actual Dropped Memb	Gain/Loss of Memb	Gain/Loss of Memb
Jul/Aug/Sep	7	24	-29	-5	-18
Oct/Nov/Dec	27	21	-24	-3	-10
Jan/Feb/Mar	7	42	-36	6	-20
Apr/May/Jun	27	9	-34	-25	-4
<b>Totals</b>	<b>68</b>	<b>96</b>	<b>-123</b>	<b>-27</b>	<b>-52</b>

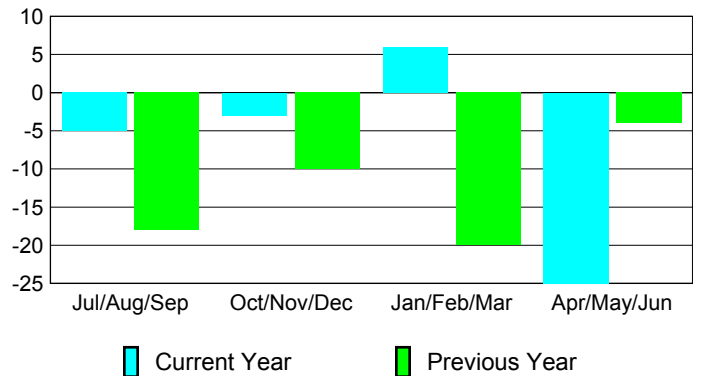
### Membership Results 2009-2010

Goal, New, Dropped, Gain/Loss

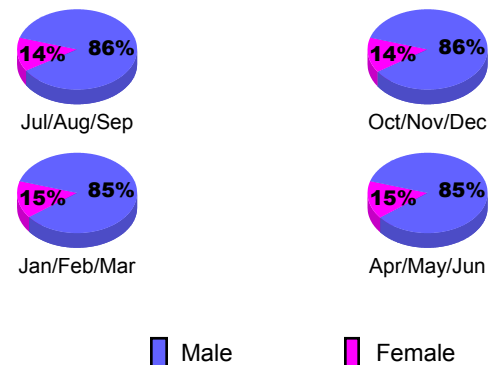


### Comparison of Membership Gain/Loss

Current Year Compared to the Previous Year



### Gender Comparison 2009-2010





# 2009-2010 GMT Quarterly Report for District (or Undistricted) **District 14 M**

GMT: **STEVEN D SHERER**

Location: **PENNSYLVANIA**

GMT CA: **1**

## CLUBS

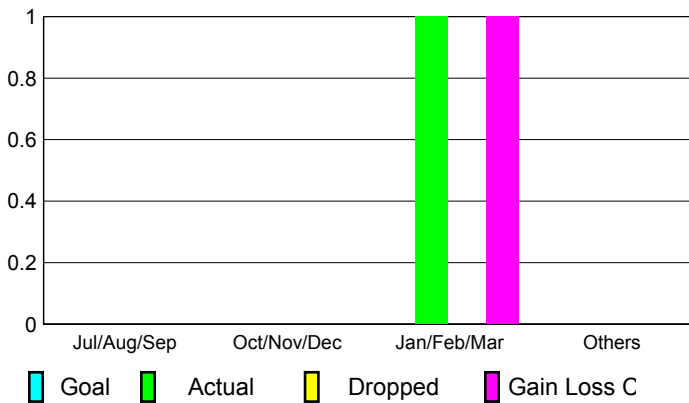
**Club Results  
2009-2010**

**Clubs  
2008-2009**

Month	New Club Goal	Actual New Clubs	Actual Dropped Clubs	Gain/Loss of Clubs	Gain/Loss of Clubs
Jul/Aug/Sep	0	0	0	0	0
Oct/Nov/Dec	0	0	0	0	0
Jan/Feb/Mar	0	1	0	1	0
Apr/May/Jun	0	0	0	0	1
<b>Totals</b>	<b>0</b>	<b>1</b>	<b>0</b>	<b>1</b>	<b>1</b>

### Club Results 2009-2010

Goal, New, Dropped, Gain/Loss



## MEMBERSHIP

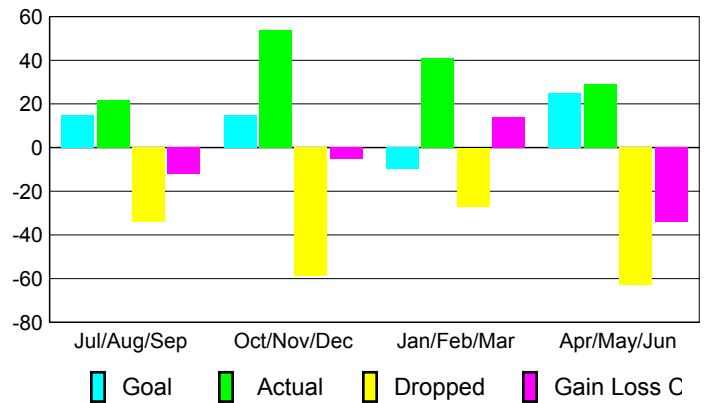
**Membership Results  
2009-2010**

**Membership  
2008-2009**

Month	Net Memb Goal	Actual New Memb	Actual Dropped Memb	Gain/Loss of Memb	Gain/Loss of Memb
Jul/Aug/Sep	15	22	-34	-12	14
Oct/Nov/Dec	15	54	-59	-5	-14
Jan/Feb/Mar	-10	41	-27	14	-9
Apr/May/Jun	25	29	-63	-34	6
<b>Totals</b>	<b>45</b>	<b>146</b>	<b>-183</b>	<b>-37</b>	<b>-3</b>

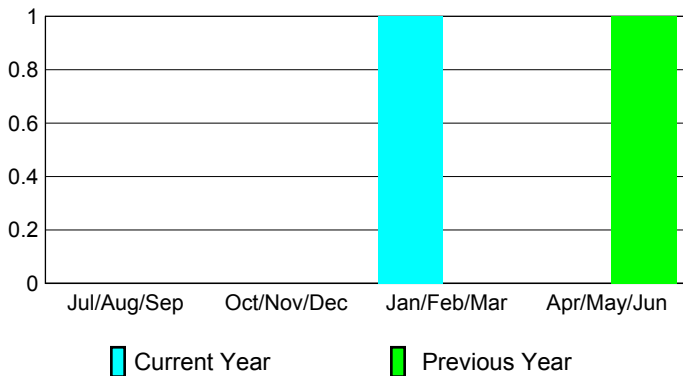
### Membership Results 2009-2010

Goal, New, Dropped, Gain/Loss



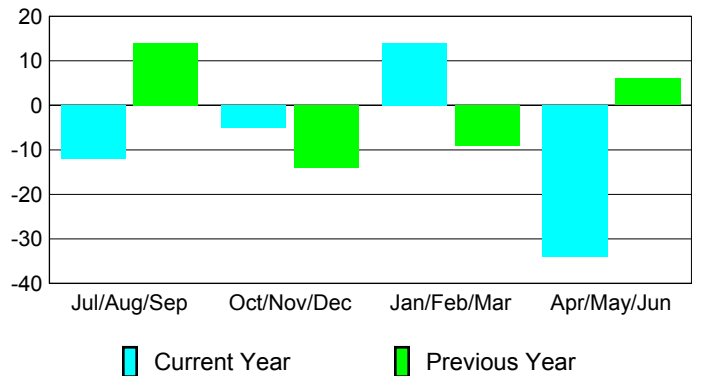
### Comparison of Club Gain/Loss

Current Year Compared to the Previous Year



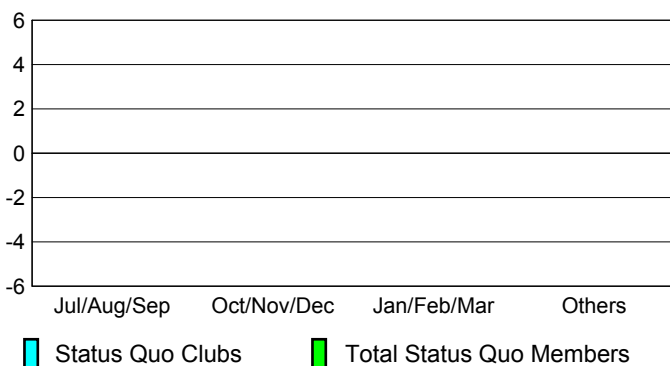
### Comparison of Membership Gain/Loss

Current Year Compared to the Previous Year

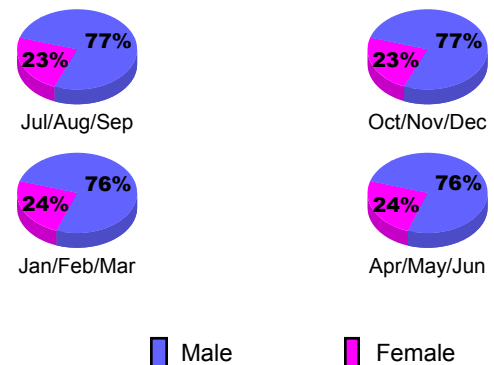


### YTD Status Quo Clubs 2009-2010

Status Quo Clubs Compared to Status Quo Members



### Gender Comparison 2009-2010





# 2009-2010 GMT Quarterly Report for District (or Undistricted) **District 14 N**

**GMT: STEVEN D SHERER**

**Location: PENNSYLVANIA**

**GMT CA: 1**

## CLUBS

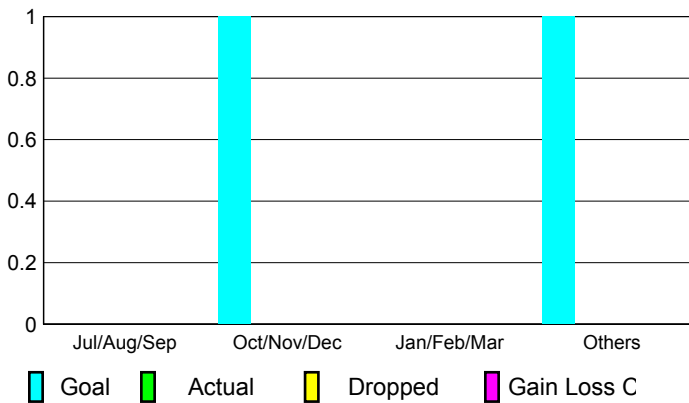
Club Results  
2009-2010

Clubs  
2008-2009

Month	New Club Goal	Actual New Clubs	Actual Dropped Clubs	Gain/Loss of Clubs	Gain/Loss of Clubs
Jul/Aug/Sep	0	0	0	0	0
Oct/Nov/Dec	1	0	0	0	0
Jan/Feb/Mar	0	0	0	0	0
Apr/May/June	1	0	0	0	1
<b>Totals</b>	<b>2</b>	<b>0</b>	<b>0</b>	<b>0</b>	<b>1</b>


### Club Results 2009-2010

Goal, New, Dropped, Gain/Loss



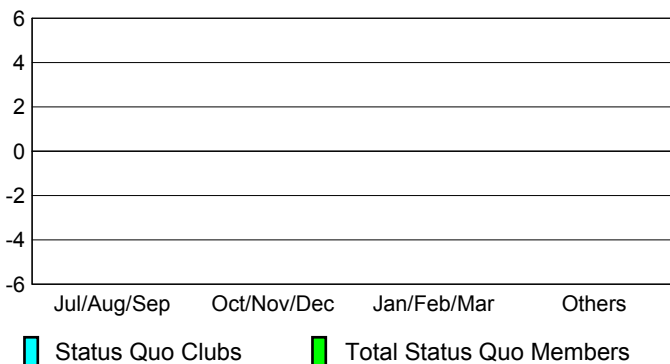
### Comparison of Club Gain/Loss

Current Year Compared to the Previous Year



### YTD Status Quo Clubs 2009-2010

Status Quo Clubs Compared to Status Quo Members



## MEMBERSHIP

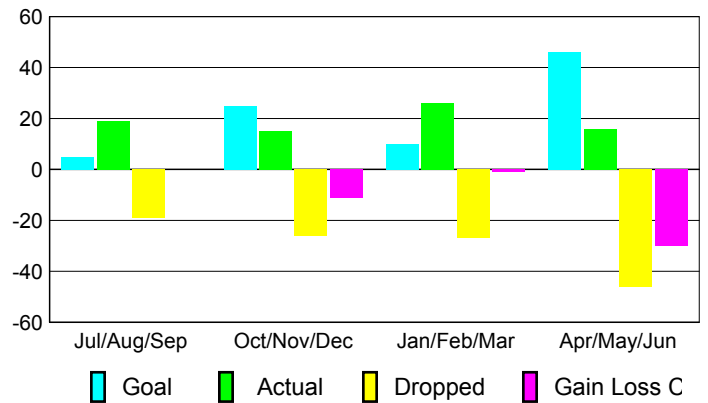
Membership Results  
2009-2010

Membership  
2008-2009

Month	Net Memb Goal	Actual New Memb	Actual Dropped Memb	Gain/Loss of Memb	Gain/Loss of Memb
Jul/Aug/Sep	5	19	-19	0	-7
Oct/Nov/Dec	25	15	-26	-11	-13
Jan/Feb/Mar	10	26	-27	-1	-1
Apr/May/June	46	16	-46	-30	3
<b>Totals</b>	<b>86</b>	<b>76</b>	<b>-118</b>	<b>-42</b>	<b>-18</b>

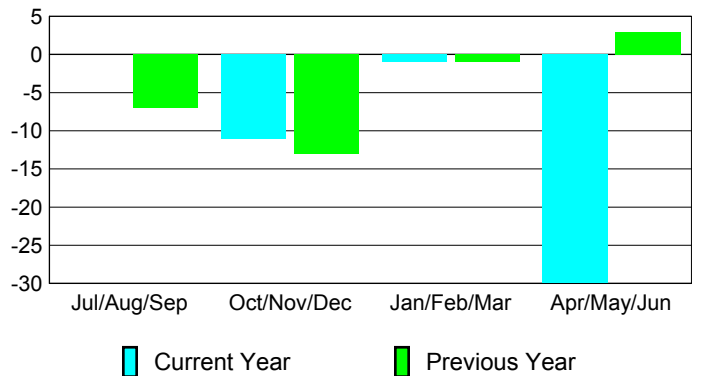
### Membership Results 2009-2010

Goal, New, Dropped, Gain/Loss

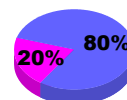


### Comparison of Membership Gain/Loss

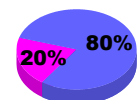
Current Year Compared to the Previous Year



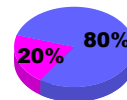
### Gender Comparison 2009-2010



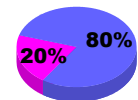
Jul/Aug/Sep



Oct/Nov/Dec



Jan/Feb/Mar



Apr/May/June

Male

Female



# 2009-2010 GMT Quarterly Report for District (or Undistricted) **District 14 P**

GMT: **STEVEN D SHERER**

Location: **PENNSYLVANIA**

GMT CA: **1**

## CLUBS

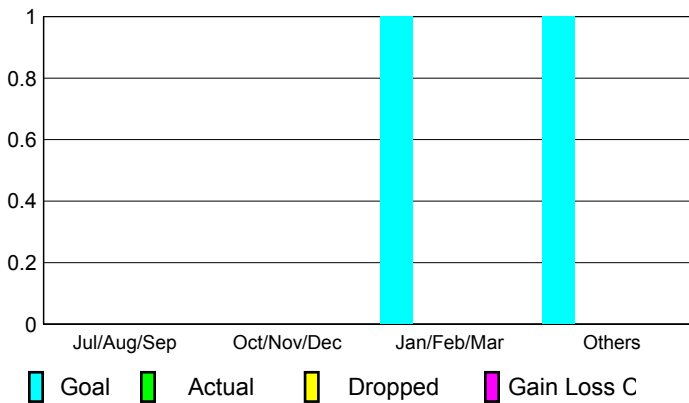
**Club Results**  
2009-2010

**Clubs**  
2008-2009

Month	New Club Goal	Actual New Clubs	Actual Dropped Clubs	Gain/Loss of Clubs	Gain/Loss of Clubs
Jul/Aug/Sep	0	0	0	0	0
Oct/Nov/Dec	0	0	0	0	0
Jan/Feb/Mar	1	0	0	0	0
Apr/May/June	1	0	0	0	1
<b>Totals</b>	<b>2</b>	<b>0</b>	<b>0</b>	<b>0</b>	<b>1</b>


### Club Results 2009-2010

Goal, New, Dropped, Gain/Loss



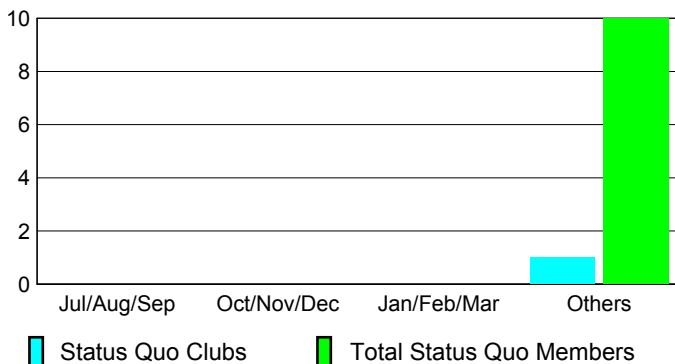
### Comparison of Club Gain/Loss

Current Year Compared to the Previous Year



### YTD Status Quo Clubs 2009-2010

Status Quo Clubs Compared to Status Quo Members



## MEMBERSHIP

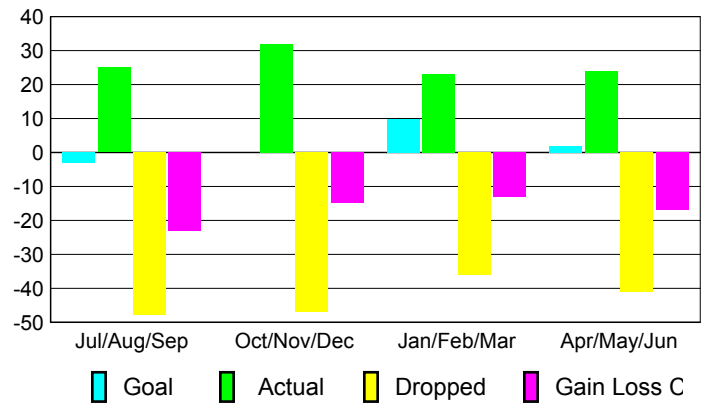
**Membership Results**  
2009-2010

**Membership**  
2008-2009

Month	Net Memb Goal	Actual New Memb	Actual Dropped Memb	Gain/Loss of Memb	Gain/Loss of Memb
Jul/Aug/Sep	-3	25	-48	-23	-35
Oct/Nov/Dec	0	32	-47	-15	-20
Jan/Feb/Mar	10	23	-36	-13	-1
Apr/May/June	2	24	-41	-17	28
<b>Totals</b>	<b>9</b>	<b>104</b>	<b>-172</b>	<b>-68</b>	<b>-28</b>

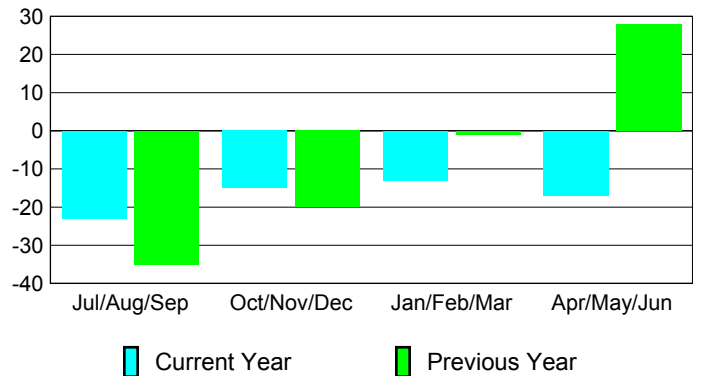
### Membership Results 2009-2010

Goal, New, Dropped, Gain/Loss

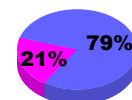


### Comparison of Membership Gain/Loss

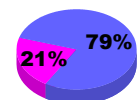
Current Year Compared to the Previous Year



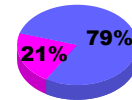
### Gender Comparison 2009-2010



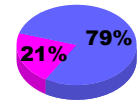
Jul/Aug/Sep



Oct/Nov/Dec



Jan/Feb/Mar



Apr/May/June

Male

Female





# 2009-2010 GMT Quarterly Report for District (or Undistricted) **District 14 R**

**GMT: STEVEN D SHERER**

**Location: PENNSYLVANIA**

**GMT CA: 1**

## CLUBS

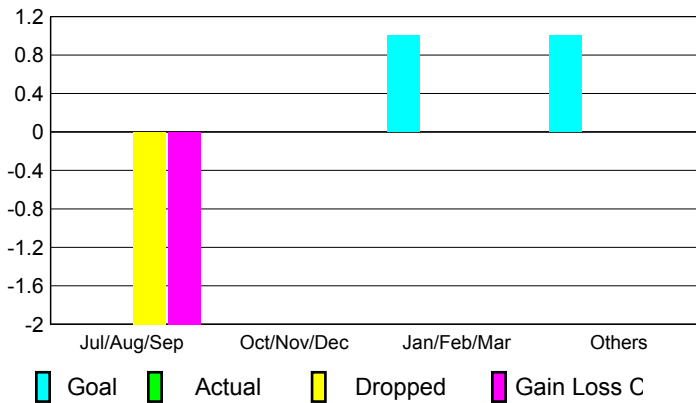
Club Results  
2009-2010

Clubs  
2008-2009

Month	New Club Goal	Actual New Clubs	Actual Dropped Clubs	Gain/Loss of Clubs	Gain/Loss of Clubs
Jul/Aug/Sep	0	0	-2	-2	0
Oct/Nov/Dec	0	0	0	0	0
Jan/Feb/Mar	1	0	0	0	0
Apr/May/June	1	0	0	0	0
<b>Totals</b>	<b>2</b>	<b>0</b>	<b>-2</b>	<b>-2</b>	<b>0</b>


### Club Results 2009-2010

Goal, New, Dropped, Gain/Loss



### Comparison of Club Gain/Loss

Current Year Compared to the Previous Year



### YTD Status Quo Clubs 2009-2010

Status Quo Clubs Compared to Status Quo Members



## MEMBERSHIP

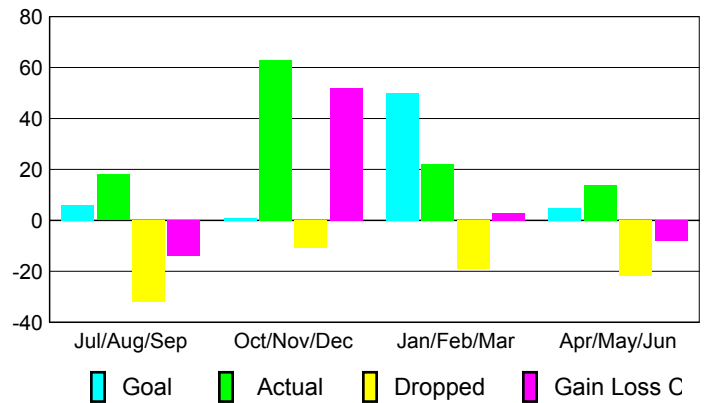
Membership Results  
2009-2010

Membership  
2008-2009

Month	Net Memb Goal	Actual New Memb	Actual Dropped Memb	Gain/Loss of Memb	Gain/Loss of Memb
Jul/Aug/Sep	6	18	-32	-14	-8
Oct/Nov/Dec	1	63	-11	52	-17
Jan/Feb/Mar	50	22	-19	3	-9
Apr/May/June	5	14	-22	-8	-18
<b>Totals</b>	<b>62</b>	<b>117</b>	<b>-84</b>	<b>33</b>	<b>-52</b>

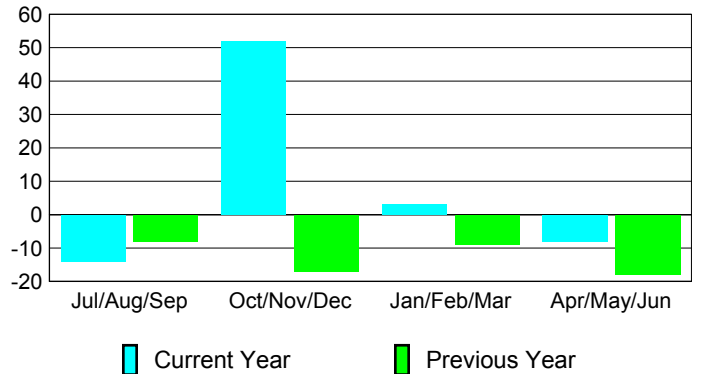
### Membership Results 2009-2010

Goal, New, Dropped, Gain/Loss

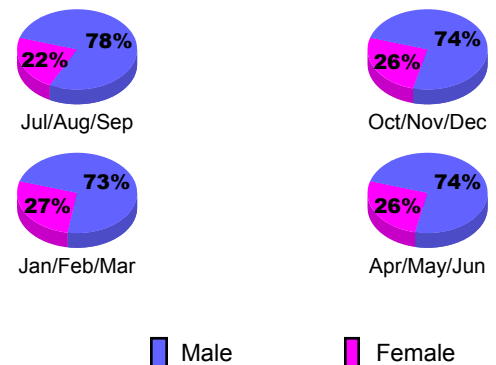


### Comparison of Membership Gain/Loss

Current Year Compared to the Previous Year



### Gender Comparison 2009-2010





# 2009-2010 GMT Quarterly Report for District (or Undistricted) **District 14 T**

GMT: **STEVEN D SHERER**

Location: **PENNSYLVANIA**

GMT CA: **1**

## CLUBS

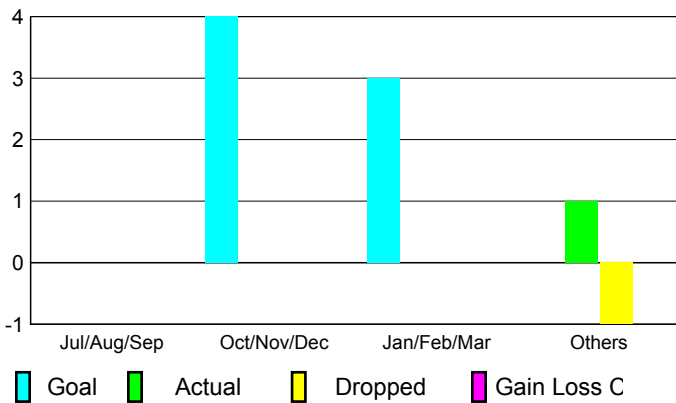
**Club Results**  
2009-2010

**Clubs**  
2008-2009

Month	New Club Goal	Actual New Clubs	Actual Dropped Clubs	Gain/Loss of Clubs	Gain/Loss of Clubs
Jul/Aug/Sep	0	0	0	0	0
Oct/Nov/Dec	4	0	0	0	0
Jan/Feb/Mar	3	0	0	0	0
Apr/May/June	0	1	-1	0	0
<b>Totals</b>	<b>7</b>	<b>1</b>	<b>-1</b>	<b>0</b>	<b>0</b>


### Club Results 2009-2010

Goal, New, Dropped, Gain/Loss



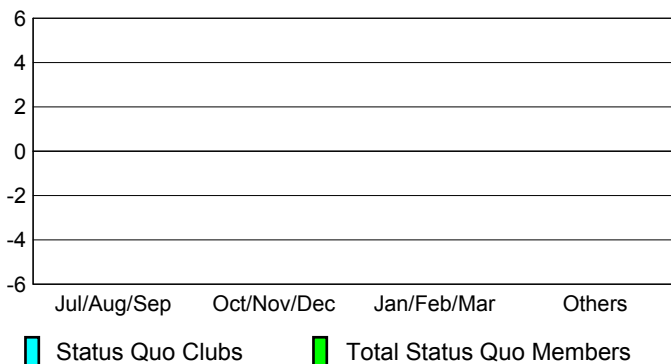
### Comparison of Club Gain/Loss

Current Year Compared to the Previous Year



### YTD Status Quo Clubs 2009-2010

Status Quo Clubs Compared to Status Quo Members



## MEMBERSHIP

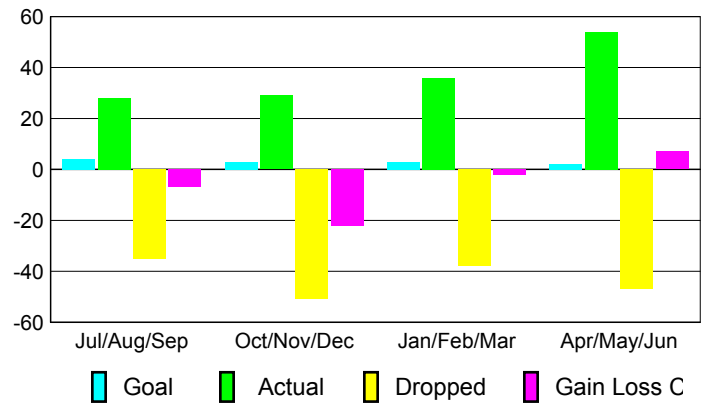
**Membership Results**  
2009-2010

**Membership**  
2008-2009

Month	Net Memb Goal	Actual New Memb	Actual Dropped Memb	Gain/Loss of Memb	Gain/Loss of Memb
Jul/Aug/Sep	4	28	-35	-7	10
Oct/Nov/Dec	3	29	-51	-22	-7
Jan/Feb/Mar	3	36	-38	-2	0
Apr/May/June	2	54	-47	7	-15
<b>Totals</b>	<b>12</b>	<b>147</b>	<b>-171</b>	<b>-24</b>	<b>-12</b>

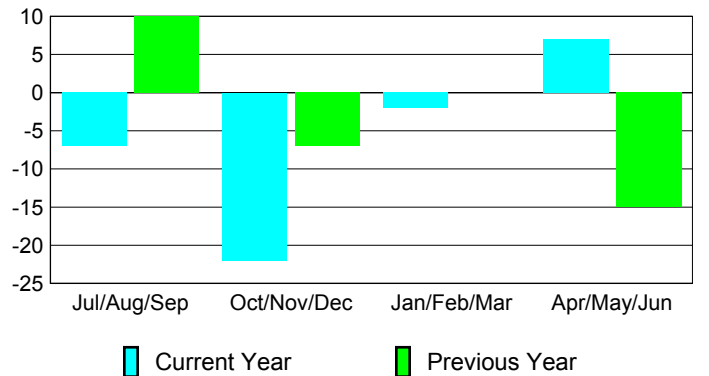
### Membership Results 2009-2010

Goal, New, Dropped, Gain/Loss

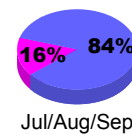


### Comparison of Membership Gain/Loss

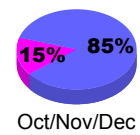
Current Year Compared to the Previous Year



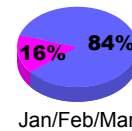
### Gender Comparison 2009-2010



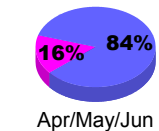
Jul/Aug/Sep



Oct/Nov/Dec



Jan/Feb/Mar



Apr/May/June

Male

Female



# 2009-2010 GMT Quarterly Report for District (or Undistricted) **District 14 U**

GMT: **STEVEN D SHERER**

Location: **PENNSYLVANIA**

GMT CA: **1**

## CLUBS

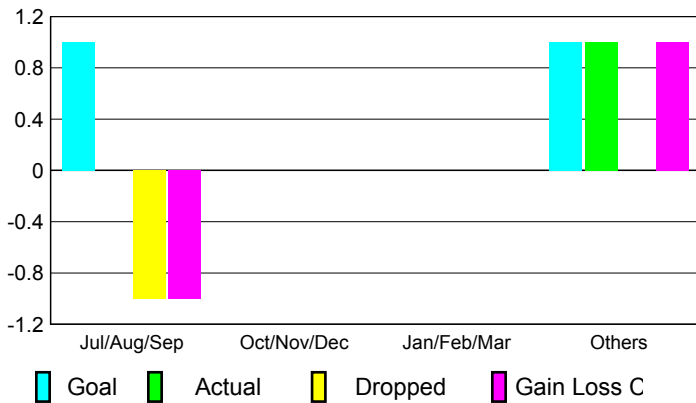
**Club Results**  
2009-2010

**Clubs**  
2008-2009

Month	New Club Goal	Actual New Clubs	Actual Dropped Clubs	Gain/Loss of Clubs	Gain/Loss of Clubs
Jul/Aug/Sep	1	0	-1	-1	0
Oct/Nov/Dec	0	0	0	0	0
Jan/Feb/Mar	0	0	0	0	0
Apr/May/June	1	1	0	1	1
<b>Totals</b>	<b>2</b>	<b>1</b>	<b>-1</b>	<b>0</b>	<b>1</b>


### Club Results 2009-2010

Goal, New, Dropped, Gain/Loss



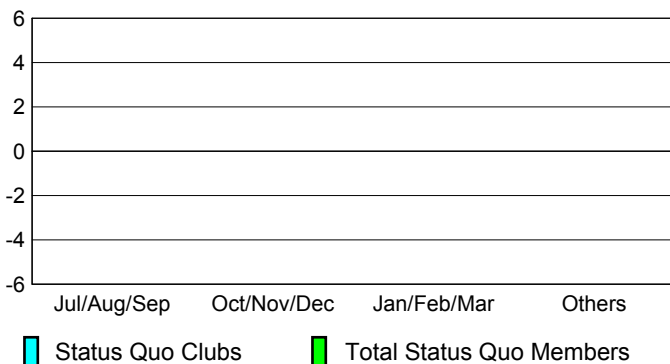
### Comparison of Club Gain/Loss

Current Year Compared to the Previous Year



### YTD Status Quo Clubs 2009-2010

Status Quo Clubs Compared to Status Quo Members



## MEMBERSHIP

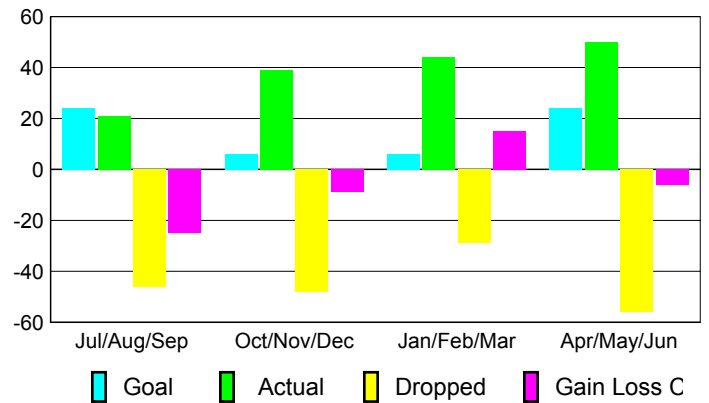
**Membership Results**  
2009-2010

**Membership**  
2008-2009

Month	Net Memb Goal	Actual New Memb	Actual Dropped Memb	Gain/Loss of Memb	Gain/Loss of Memb
Jul/Aug/Sep	24	21	-46	-25	24
Oct/Nov/Dec	6	39	-48	-9	-15
Jan/Feb/Mar	6	44	-29	15	18
Apr/May/June	24	50	-56	-6	31
<b>Totals</b>	<b>60</b>	<b>154</b>	<b>-179</b>	<b>-25</b>	<b>58</b>

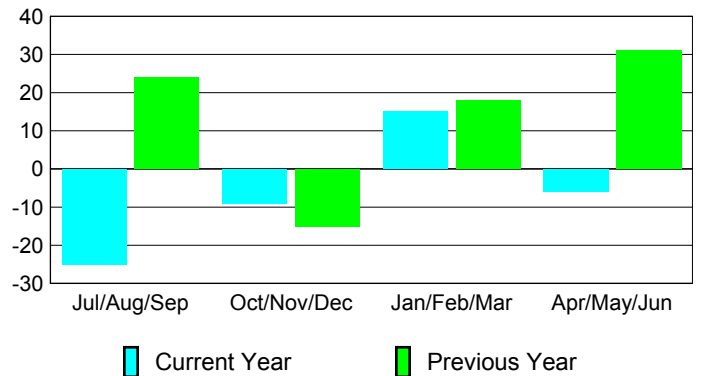
### Membership Results 2009-2010

Goal, New, Dropped, Gain/Loss

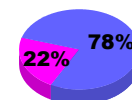


### Comparison of Membership Gain/Loss

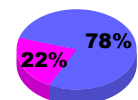
Current Year Compared to the Previous Year



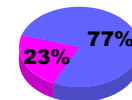
### Gender Comparison 2009-2010



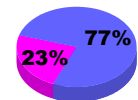
Jul/Aug/Sep



Oct/Nov/Dec



Jan/Feb/Mar



Apr/May/June

Male

Female



# 2009-2010 GMT Quarterly Report for District (or Undistricted) **District 14 W**

**GMT: STEVEN D SHERER**

**Location: PENNSYLVANIA**

**GMT CA: 1**

## CLUBS

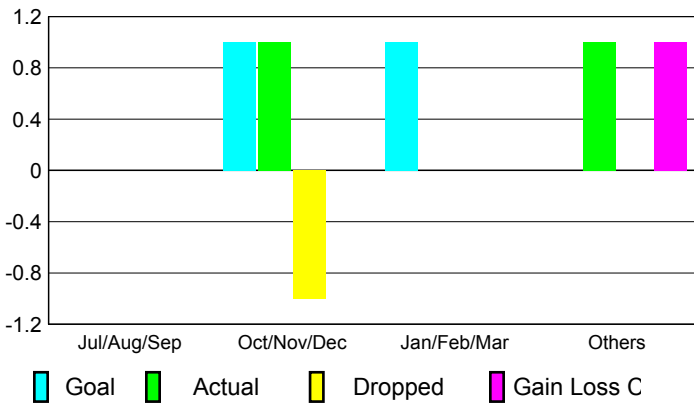
Club Results  
2009-2010

Clubs  
2008-2009

Month	New Club Goal	Actual New Clubs	Actual Dropped Clubs	Gain/Loss of Clubs	Gain/Loss of Clubs
Jul/Aug/Sep	0	0	0	0	0
Oct/Nov/Dec	1	1	-1	0	0
Jan/Feb/Mar	1	0	0	0	0
Apr/May/June	0	1	0	1	0
<b>Totals</b>	<b>2</b>	<b>2</b>	<b>-1</b>	<b>1</b>	<b>0</b>


### Club Results 2009-2010

Goal, New, Dropped, Gain/Loss



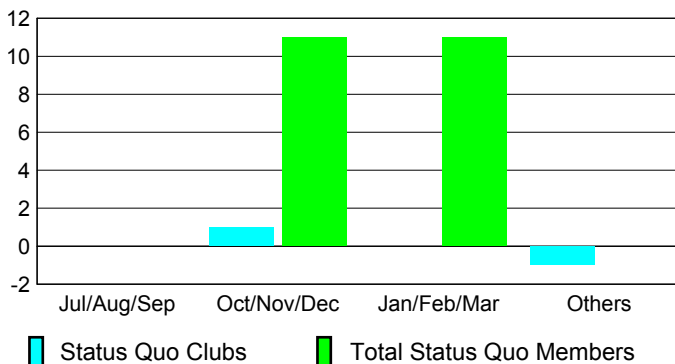
### Comparison of Club Gain/Loss

Current Year Compared to the Previous Year



### YTD Status Quo Clubs 2009-2010

Status Quo Clubs Compared to Status Quo Members



## MEMBERSHIP

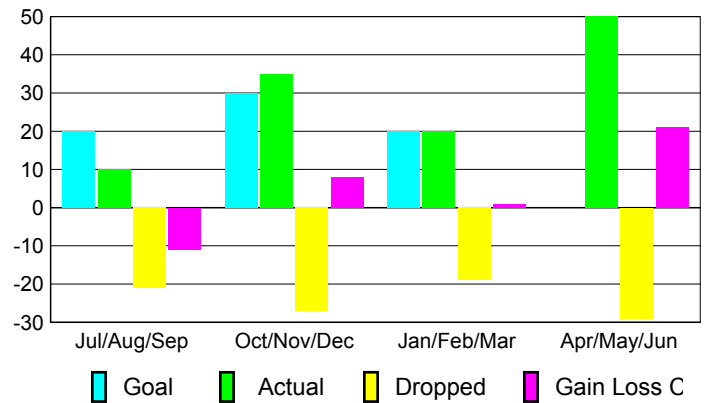
Membership Results  
2009-2010

Membership  
2008-2009

Month	Net Memb Goal	Actual New Memb	Actual Dropped Memb	Gain/Loss of Memb	Gain/Loss of Memb
Jul/Aug/Sep	20	10	-21	-11	2
Oct/Nov/Dec	30	35	-27	8	-8
Jan/Feb/Mar	20	20	-19	1	0
Apr/May/June	0	50	-29	21	-4
<b>Totals</b>	<b>70</b>	<b>115</b>	<b>-96</b>	<b>19</b>	<b>-10</b>

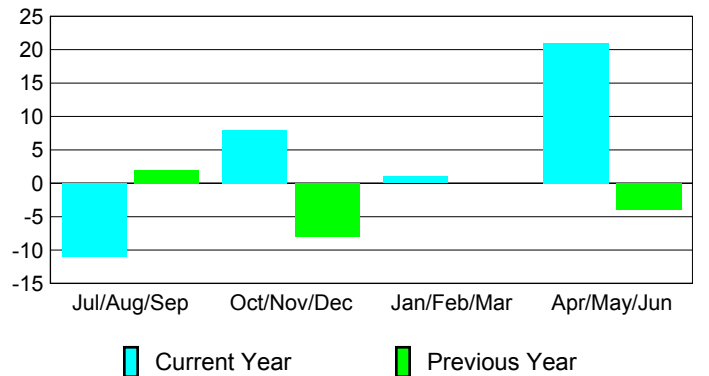
### Membership Results 2009-2010

Goal, New, Dropped, Gain/Loss

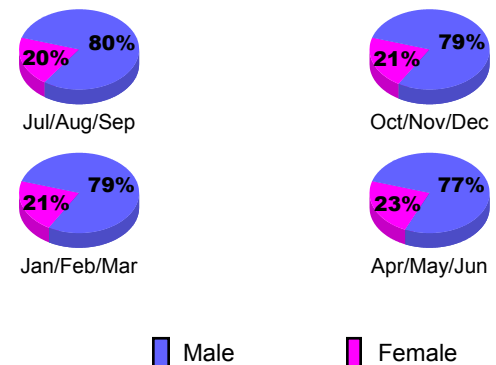


### Comparison of Membership Gain/Loss

Current Year Compared to the Previous Year



### Gender Comparison 2009-2010





# 2009-2010 GMT Quarterly Report for District (or Undistricted) **District 24 A**

GMT: **STEVEN D SHERER**

Location: **VIRGINIA**

GMT CA: **1**

## CLUBS

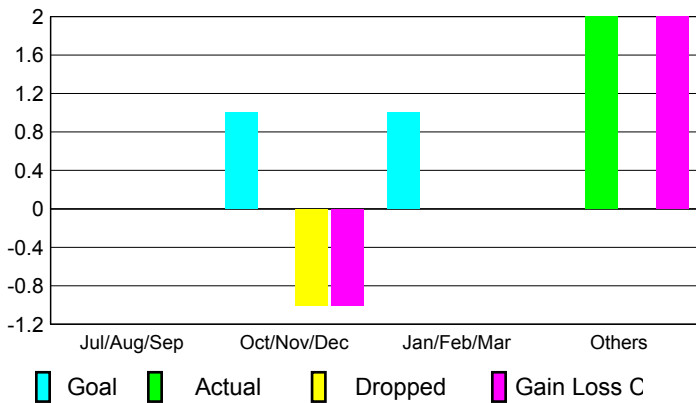
**Club Results**  
2009-2010

**Clubs**  
2008-2009

Month	New Club Goal	Actual New Clubs	Actual Dropped Clubs	Gain/Loss of Clubs	Gain/Loss of Clubs
Jul/Aug/Sep	0	0	0	0	0
Oct/Nov/Dec	1	0	-1	-1	0
Jan/Feb/Mar	1	0	0	0	0
Apr/May/June	0	2	0	2	0
<b>Totals</b>	<b>2</b>	<b>2</b>	<b>-1</b>	<b>1</b>	<b>0</b>

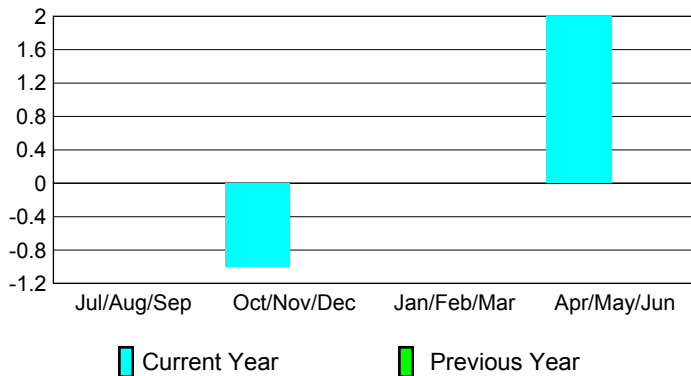
### Club Results 2009-2010

Goal, New, Dropped, Gain/Loss



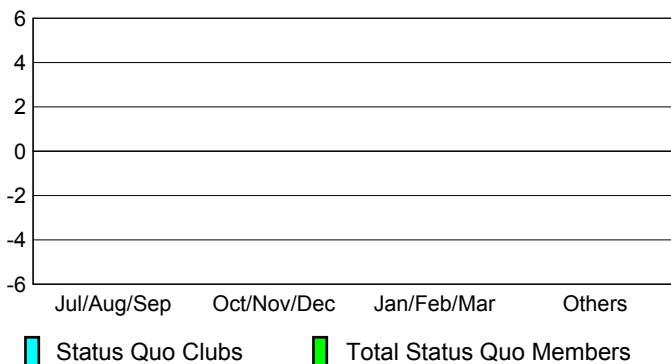
### Comparison of Club Gain/Loss

Current Year Compared to the Previous Year



### YTD Status Quo Clubs 2009-2010

Status Quo Clubs Compared to Status Quo Members



## MEMBERSHIP

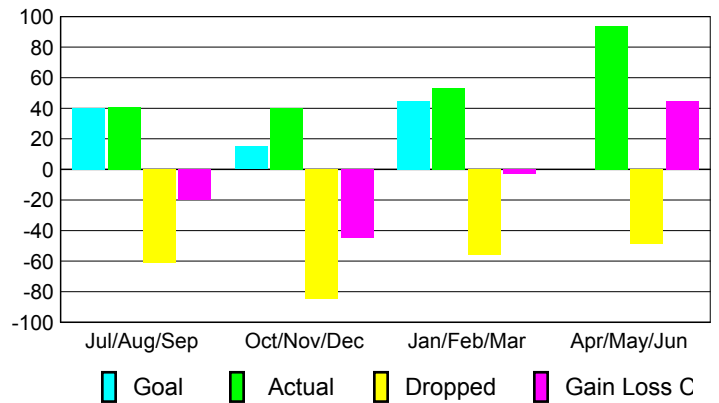
**Membership Results**  
2009-2010

**Membership**  
2008-2009

Month	Net Memb Goal	Actual New Memb	Actual Dropped Memb	Gain/Loss of Memb	Gain/Loss of Memb
Jul/Aug/Sep	40	41	-61	-20	-30
Oct/Nov/Dec	15	40	-85	-45	-1
Jan/Feb/Mar	45	53	-56	-3	-9
Apr/May/June	0	94	-49	45	20
<b>Totals</b>	<b>100</b>	<b>228</b>	<b>-251</b>	<b>-23</b>	<b>-20</b>

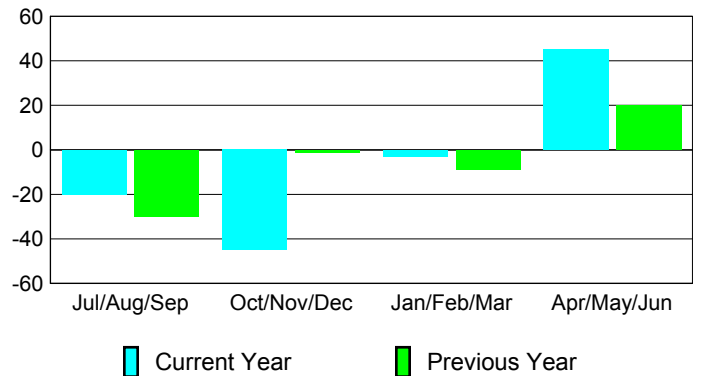
### Membership Results 2009-2010

Goal, New, Dropped, Gain/Loss

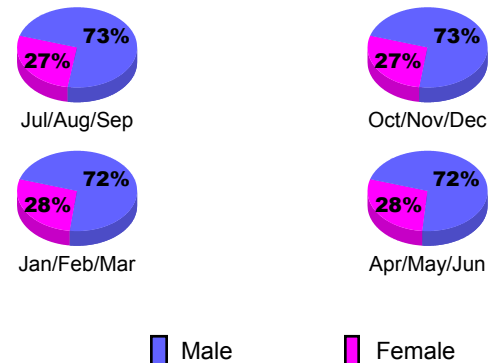


### Comparison of Membership Gain/Loss

Current Year Compared to the Previous Year



### Gender Comparison 2009-2010





# 2009-2010 GMT Quarterly Report for District (or Undistricted) **District 24 B**

GMT: **STEVEN D SHERER**

Location: **VIRGINIA**

GMT CA: **1**

## CLUBS

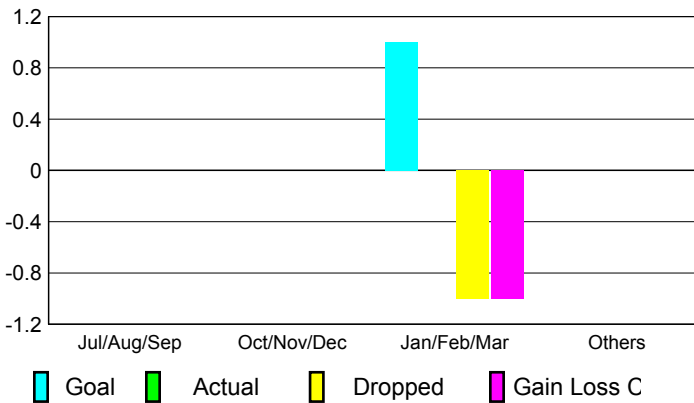
**Club Results**  
2009-2010

**Clubs**  
2008-2009

Month	New Club Goal	Actual New Clubs	Actual Dropped Clubs	Gain/Loss of Clubs	Gain/Loss of Clubs
Jul/Aug/Sep	0	0	0	0	0
Oct/Nov/Dec	0	0	0	0	0
Jan/Feb/Mar	1	0	-1	-1	0
Apr/May/June	0	0	0	0	1
<b>Totals</b>	<b>1</b>	<b>0</b>	<b>-1</b>	<b>-1</b>	<b>1</b>

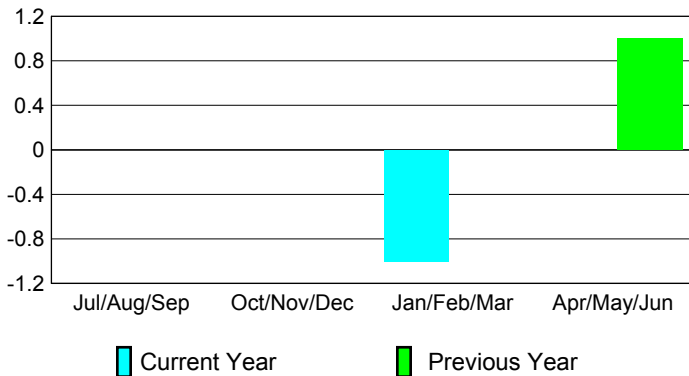
### Club Results 2009-2010

Goal, New, Dropped, Gain/Loss



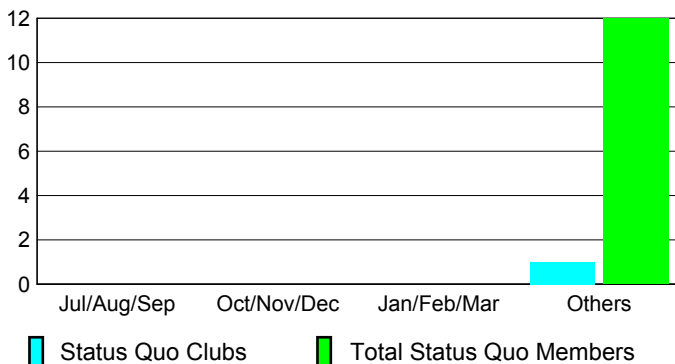
### Comparison of Club Gain/Loss

Current Year Compared to the Previous Year



### YTD Status Quo Clubs 2009-2010

Status Quo Clubs Compared to Status Quo Members



## MEMBERSHIP

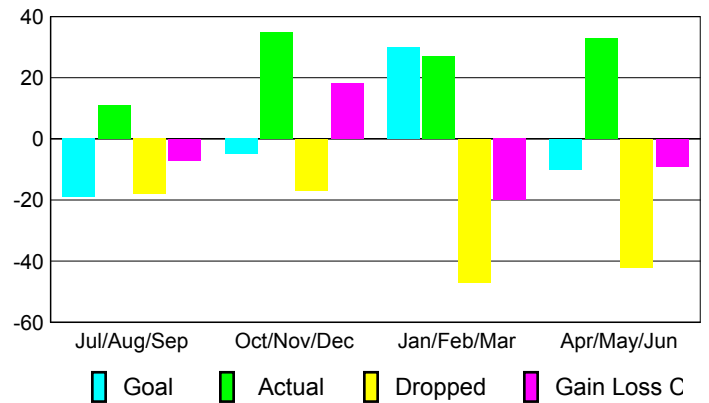
**Membership Results**  
2009-2010

**Membership**  
2008-2009

Month	Net Memb Goal	Actual New Memb	Actual Dropped Memb	Gain/Loss of Memb	Gain/Loss of Memb
Jul/Aug/Sep	-19	11	-18	-7	-8
Oct/Nov/Dec	-5	35	-17	18	-23
Jan/Feb/Mar	30	27	-47	-20	-14
Apr/May/June	-10	33	-42	-9	3
<b>Totals</b>	<b>-4</b>	<b>106</b>	<b>-124</b>	<b>-18</b>	<b>-42</b>

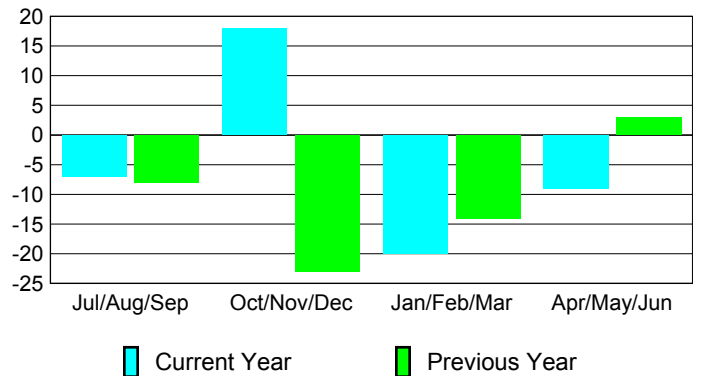
### Membership Results 2009-2010

Goal, New, Dropped, Gain/Loss

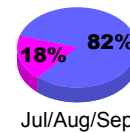


### Comparison of Membership Gain/Loss

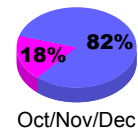
Current Year Compared to the Previous Year



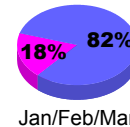
### Gender Comparison 2009-2010



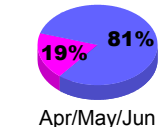
Jul/Aug/Sep



Oct/Nov/Dec



Jan/Feb/Mar



Apr/May/June

Male

Female



# 2009-2010 GMT Quarterly Report for District (or Undistricted) **District 24 C**

GMT: **STEVEN D SHERER**

Location: **VIRGINIA**

GMT CA: **1**

## CLUBS

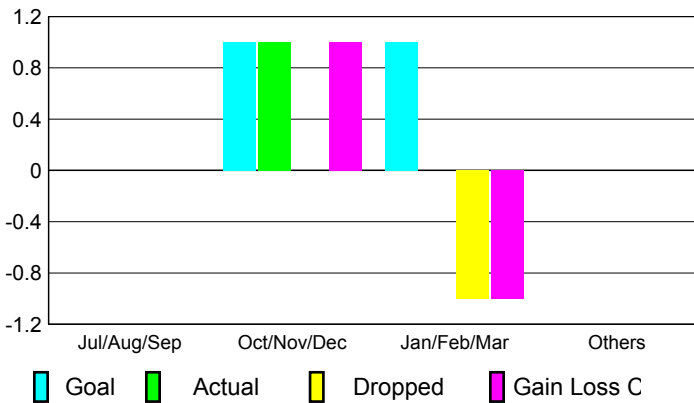
**Club Results**  
2009-2010

**Clubs**  
2008-2009

Month	New Club Goal	Actual New Clubs	Actual Dropped Clubs	Gain/Loss of Clubs	Gain/Loss of Clubs
Jul/Aug/Sep	0	0	0	0	0
Oct/Nov/Dec	1	1	0	1	0
Jan/Feb/Mar	1	0	-1	-1	0
Apr/May/June	0	0	0	0	0
<b>Totals</b>	<b>2</b>	<b>1</b>	<b>-1</b>	<b>0</b>	<b>0</b>

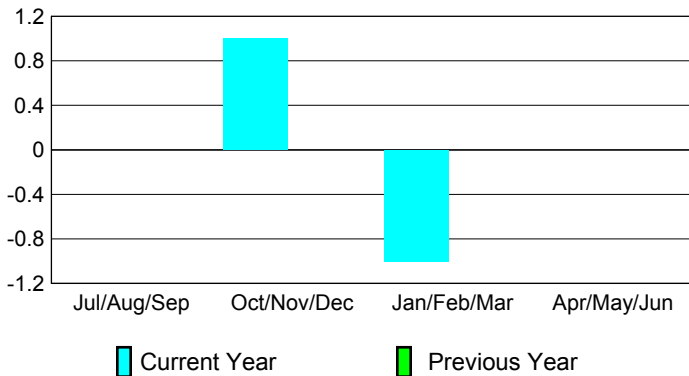
### Club Results 2009-2010

Goal, New, Dropped, Gain/Loss



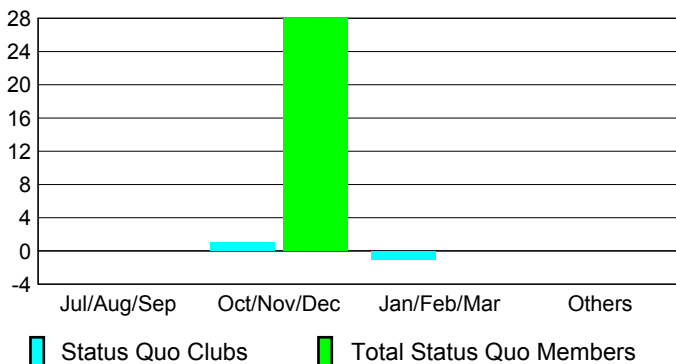
### Comparison of Club Gain/Loss

Current Year Compared to the Previous Year



### YTD Status Quo Clubs 2009-2010

Status Quo Clubs Compared to Status Quo Members



## MEMBERSHIP

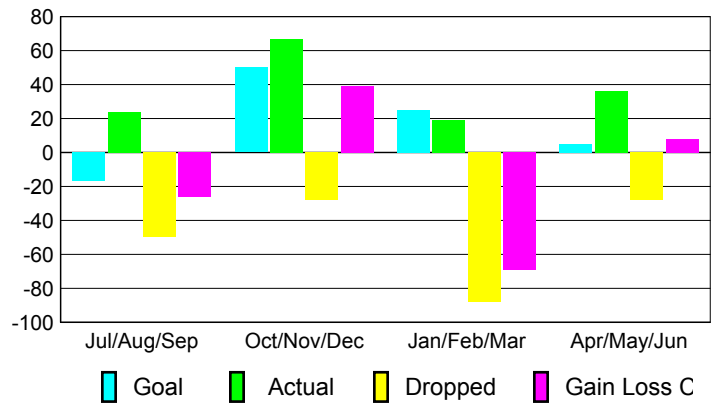
**Membership Results**  
2009-2010

**Membership**  
2008-2009

Month	Net Memb Goal	Actual New Memb	Actual Dropped Memb	Gain/Loss of Memb	Gain/Loss of Memb
Jul/Aug/Sep	-17	24	-50	-26	-94
Oct/Nov/Dec	50	67	-28	39	4
Jan/Feb/Mar	25	19	-88	-69	6
Apr/May/June	5	36	-28	8	-33
<b>Totals</b>	<b>63</b>	<b>146</b>	<b>-194</b>	<b>-48</b>	<b>-117</b>

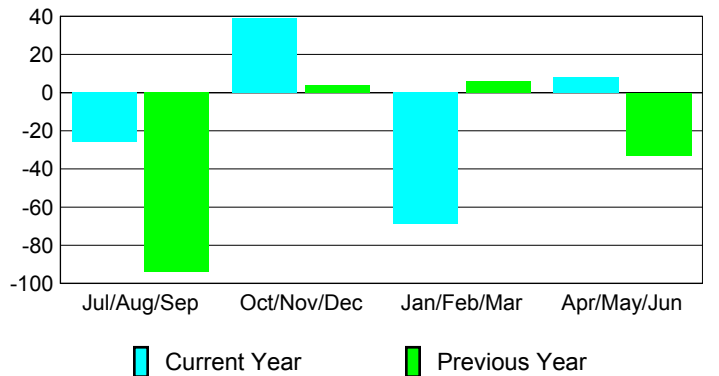
### Membership Results 2009-2010

Goal, New, Dropped, Gain/Loss

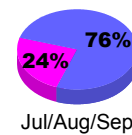


### Comparison of Membership Gain/Loss

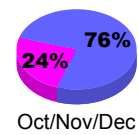
Current Year Compared to the Previous Year



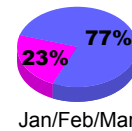
### Gender Comparison 2009-2010



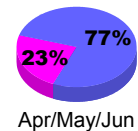
Jul/Aug/Sep



Oct/Nov/Dec



Jan/Feb/Mar



Apr/May/June

Male

Female



# 2009-2010 GMT Quarterly Report for District (or Undistricted) **District 24 D**

GMT: **STEVEN D SHERER**

Location: **VIRGINIA**

GMT CA: **1**

## CLUBS

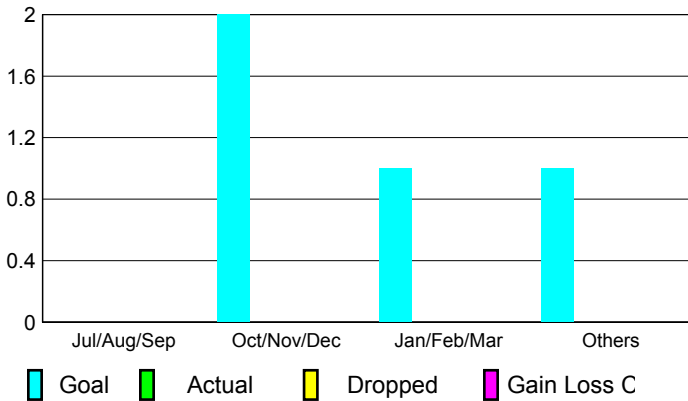
**Club Results  
2009-2010**

**Clubs  
2008-2009**

Month	New Club Goal	Actual New Clubs	Actual Dropped Clubs	Gain/Loss of Clubs	Gain/Loss of Clubs
Jul/Aug/Sep	0	0	0	0	1
Oct/Nov/Dec	2	0	0	0	0
Jan/Feb/Mar	1	0	0	0	0
Apr/May/June	1	0	0	0	0
<b>Totals</b>	<b>4</b>	<b>0</b>	<b>0</b>	<b>0</b>	<b>1</b>

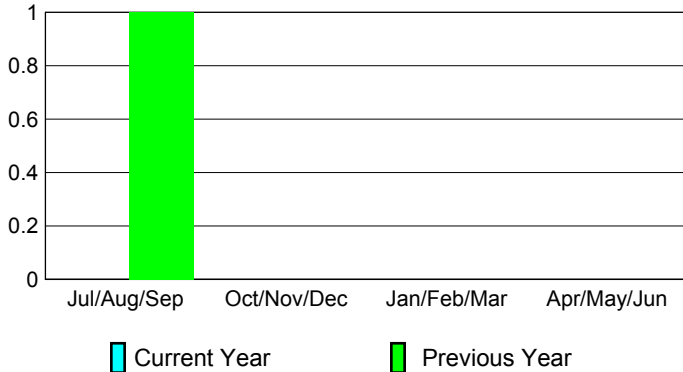
### Club Results 2009-2010

Goal, New, Dropped, Gain/Loss



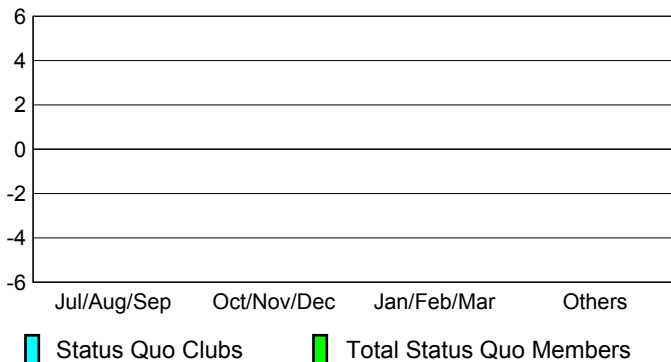
### Comparison of Club Gain/Loss

Current Year Compared to the Previous Year



### YTD Status Quo Clubs 2009-2010

Status Quo Clubs Compared to Status Quo Members



## MEMBERSHIP

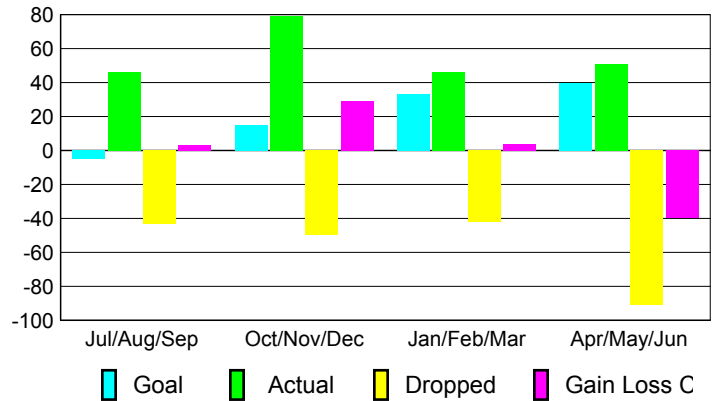
**Membership Results  
2009-2010**

**Membership  
2008-2009**

Month	Net Memb Goal	Actual New Memb	Actual Dropped Memb	Gain/Loss of Memb	Gain/Loss of Memb
Jul/Aug/Sep	-5	46	-43	3	-28
Oct/Nov/Dec	15	79	-50	29	-1
Jan/Feb/Mar	33	46	-42	4	-5
Apr/May/June	40	51	-91	-40	-18
<b>Totals</b>	<b>83</b>	<b>222</b>	<b>-226</b>	<b>-4</b>	<b>-52</b>

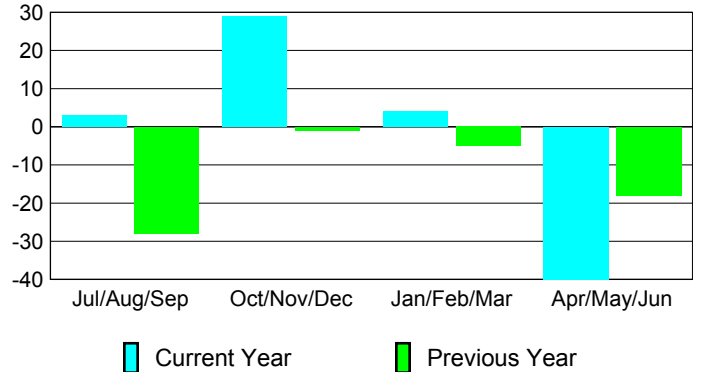
### Membership Results 2009-2010

Goal, New, Dropped, Gain/Loss

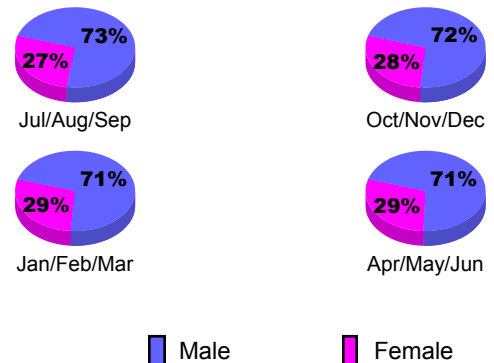


### Comparison of Membership Gain/Loss

Current Year Compared to the Previous Year



### Gender Comparison 2009-2010







# 2009-2010 GMT Quarterly Report for District (or Undistricted) **District 24 E**

**GMT: STEVEN D SHERER**

**Location: VIRGINIA**

**GMT CA: 1**

## CLUBS

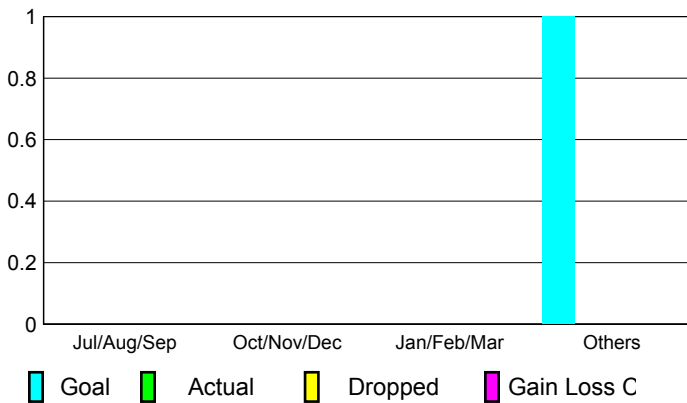
Club Results  
2009-2010

Clubs  
2008-2009

Month	New Club Goal	Actual New Clubs	Actual Dropped Clubs	Gain/Loss of Clubs	Gain/Loss of Clubs
Jul/Aug/Sep	0	0	0	0	0
Oct/Nov/Dec	0	0	0	0	0
Jan/Feb/Mar	0	0	0	0	0
Apr/May/June	1	0	0	0	0
<b>Totals</b>	<b>1</b>	<b>0</b>	<b>0</b>	<b>0</b>	<b>0</b>


### Club Results 2009-2010

Goal, New, Dropped, Gain/Loss



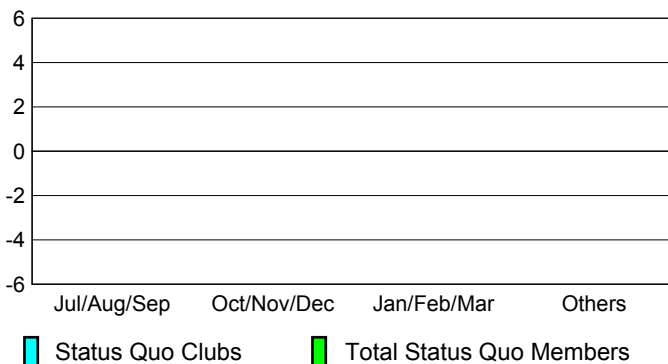
### Comparison of Club Gain/Loss

Current Year Compared to the Previous Year



### YTD Status Quo Clubs 2009-2010

Status Quo Clubs Compared to Status Quo Members



## MEMBERSHIP

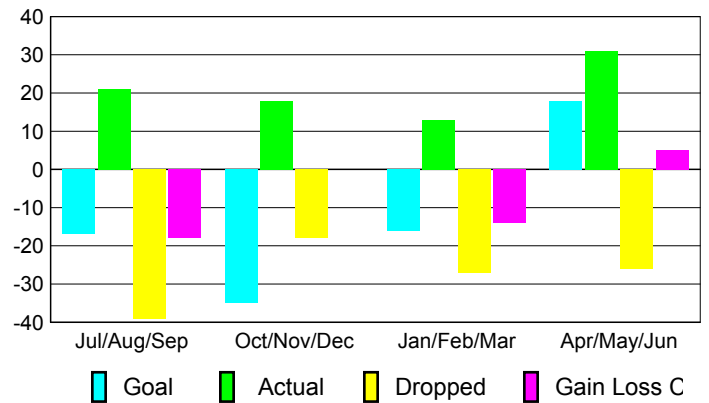
Membership Results  
2009-2010

Membership  
2008-2009

Month	Net Memb Goal	Actual New Memb	Actual Dropped Memb	Gain/Loss of Memb	Gain/Loss of Memb
Jul/Aug/Sep	-17	21	-39	-18	0
Oct/Nov/Dec	-35	18	-18	0	23
Jan/Feb/Mar	-16	13	-27	-14	-16
Apr/May/June	18	31	-26	5	6
<b>Totals</b>	<b>-50</b>	<b>83</b>	<b>-110</b>	<b>-27</b>	<b>13</b>

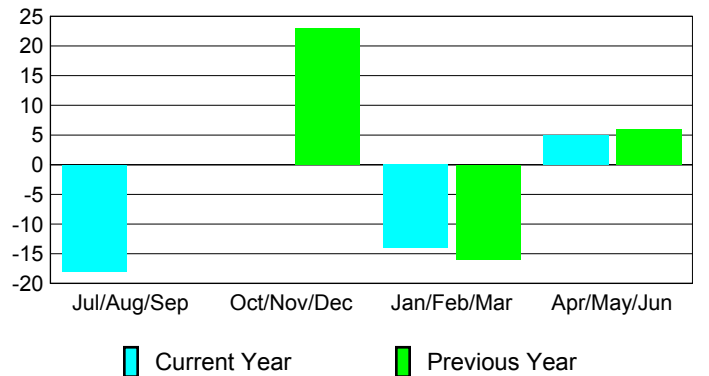
### Membership Results 2009-2010

Goal, New, Dropped, Gain/Loss

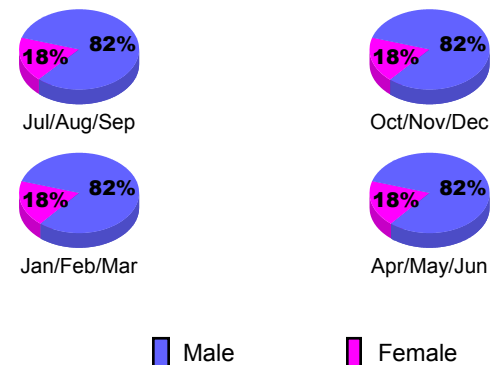


### Comparison of Membership Gain/Loss

Current Year Compared to the Previous Year



### Gender Comparison 2009-2010





# 2009-2010 GMT Quarterly Report for District (or Undistricted) **District 24 F**

GMT: **STEVEN D SHERER**

Location: **VIRGINIA**

GMT CA: **1**

## CLUBS

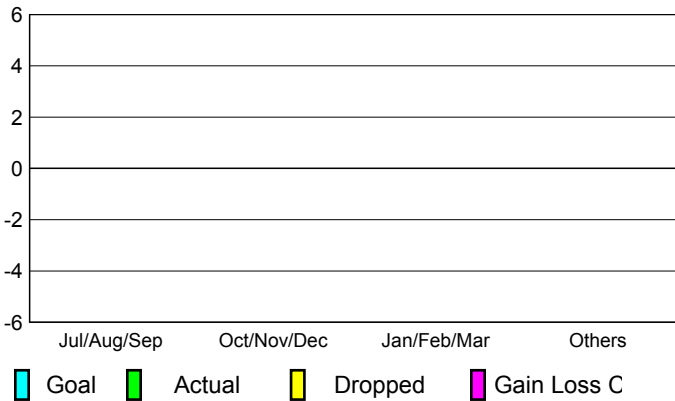
**Club Results  
2009-2010**

**Clubs  
2008-2009**

Month	New Club Goal	Actual New Clubs	Actual Dropped Clubs	Gain/Loss of Clubs	Gain/Loss of Clubs
Jul/Aug/Sep	0	0	0	0	0
Oct/Nov/Dec	0	0	0	0	0
Jan/Feb/Mar	0	0	0	0	0
Apr/May/June	0	0	0	0	0
<b>Totals</b>	<b>0</b>	<b>0</b>	<b>0</b>	<b>0</b>	<b>0</b>


### Club Results 2009-2010

Goal, New, Dropped, Gain/Loss



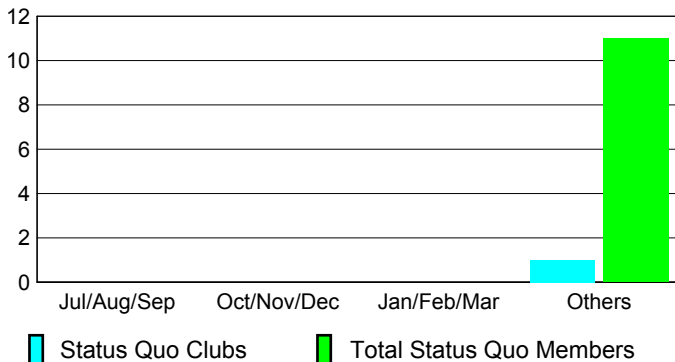
### Comparison of Club Gain/Loss

Current Year Compared to the Previous Year



### YTD Status Quo Clubs 2009-2010

Status Quo Clubs Compared to Status Quo Members



## MEMBERSHIP

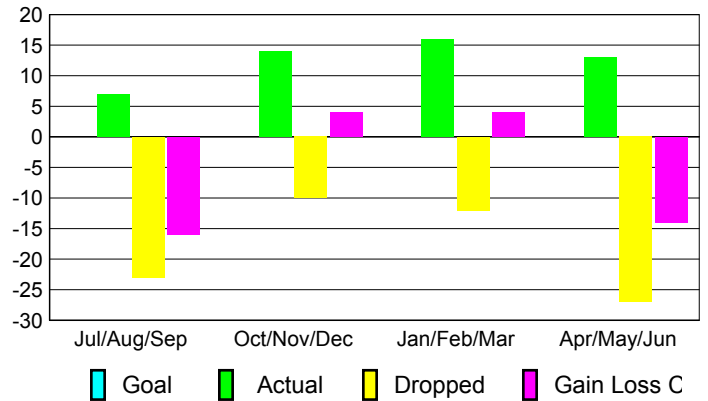
**Membership Results  
2009-2010**

**Membership  
2008-2009**

Month	Net Memb Goal	Actual New Memb	Actual Dropped Memb	Gain/Loss of Memb	Gain/Loss of Memb
Jul/Aug/Sep	0	7	-23	-16	-9
Oct/Nov/Dec	0	14	-10	4	-2
Jan/Feb/Mar	0	16	-12	4	-24
Apr/May/June	0	13	-27	-14	-19
<b>Totals</b>	<b>0</b>	<b>50</b>	<b>-72</b>	<b>-22</b>	<b>-54</b>

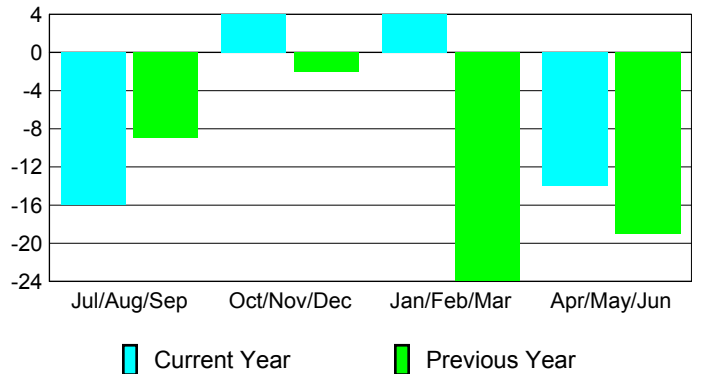
### Membership Results 2009-2010

Goal, New, Dropped, Gain/Loss

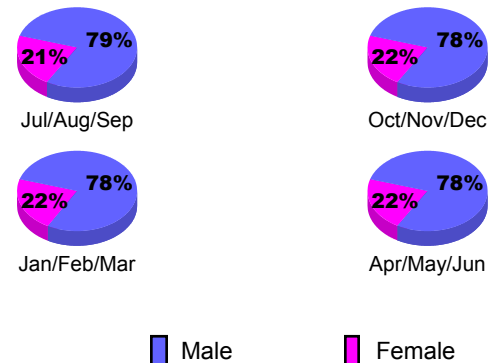


### Comparison of Membership Gain/Loss

Current Year Compared to the Previous Year



### Gender Comparison 2009-2010





# 2009-2010 GMT Quarterly Report for District (or Undistricted) **District 29 L**

**GMT: STEVEN D SHERER**

**Location: WEST VIRGINIA**

**GMT CA: 1**

## CLUBS

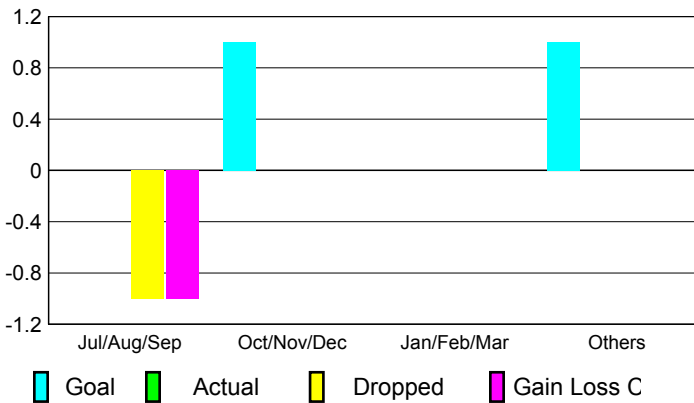
<b>Club Results</b>
<b>2009-2010</b>

<b>Clubs</b>
<b>2008-2009</b>

Month	New Club Goal	Actual New Clubs	Actual Dropped Clubs	Gain/Loss of Clubs	Gain/Loss of Clubs
Jul/Aug/Sep	0	0	-1	-1	0
Oct/Nov/Dec	1	0	0	0	0
Jan/Feb/Mar	0	0	0	0	0
Apr/May/June	1	0	0	0	0
<b>Totals</b>	<b>2</b>	<b>0</b>	<b>-1</b>	<b>-1</b>	<b>0</b>


### Club Results 2009-2010

Goal, New, Dropped, Gain/Loss



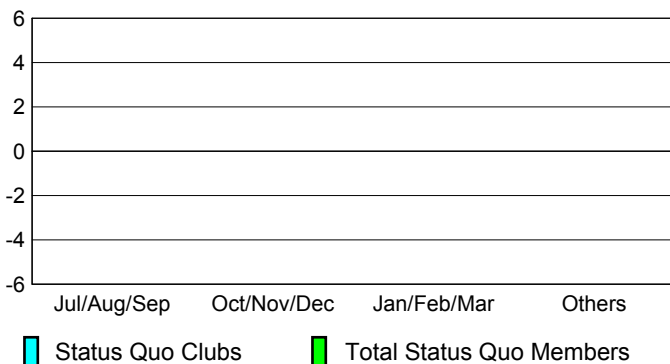
### Comparison of Club Gain/Loss

Current Year Compared to the Previous Year



### YTD Status Quo Clubs 2009-2010

Status Quo Clubs Compared to Status Quo Members



## MEMBERSHIP

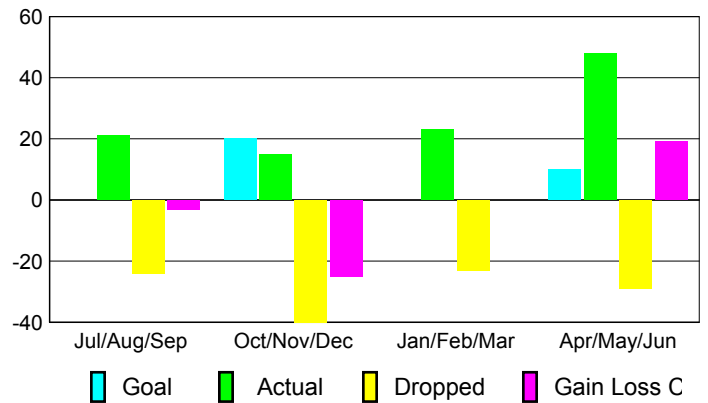
<b>Membership Results</b>
<b>2009-2010</b>

<b>Membership</b>
<b>2008-2009</b>

Month	Net Memb Goal	Actual New Memb	Actual Dropped Memb	Gain/Loss of Memb	Gain/Loss of Memb
Jul/Aug/Sep	0	21	-24	-3	2
Oct/Nov/Dec	20	15	-40	-25	-8
Jan/Feb/Mar	0	23	-23	0	10
Apr/May/June	10	48	-29	19	-32
<b>Totals</b>	<b>30</b>	<b>107</b>	<b>-116</b>	<b>-9</b>	<b>-28</b>

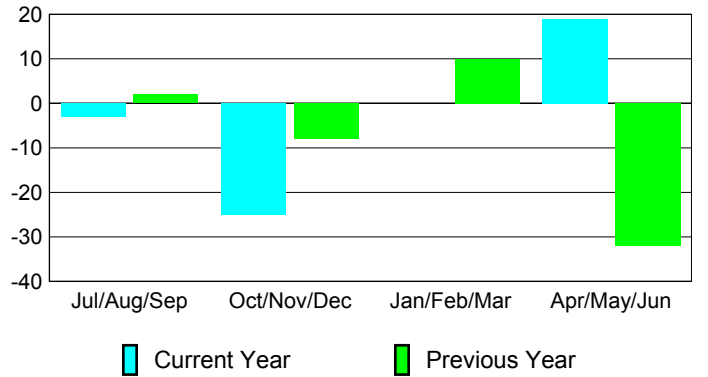
### Membership Results 2009-2010

Goal, New, Dropped, Gain/Loss

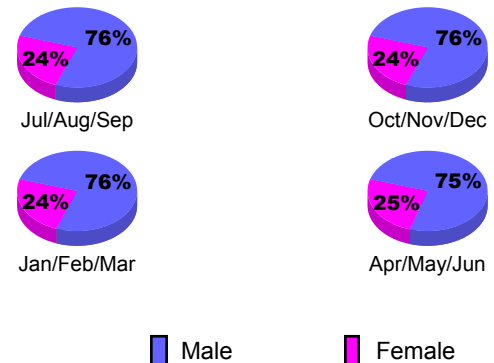


### Comparison of Membership Gain/Loss

Current Year Compared to the Previous Year



### Gender Comparison 2009-2010





# 2009-2010 GMT Quarterly Report for District (or Undistricted) **District 29 I**

GMT: **STEVEN D SHERER**

Location: **WEST VIRGINIA**

GMT CA: **1**

## CLUBS

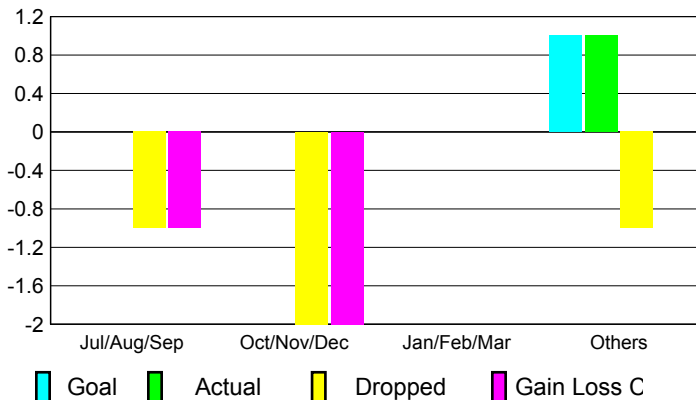
**Club Results**  
2009-2010

**Clubs**  
2008-2009

Month	New Club Goal	Actual New Clubs	Actual Dropped Clubs	Gain/Loss of Clubs	Gain/Loss of Clubs
Jul/Aug/Sep	0	0	-1	-1	0
Oct/Nov/Dec	0	0	-2	-2	0
Jan/Feb/Mar	0	0	0	0	0
Apr/May/June	1	1	-1	0	0
<b>Totals</b>	<b>1</b>	<b>1</b>	<b>-4</b>	<b>-3</b>	<b>0</b>

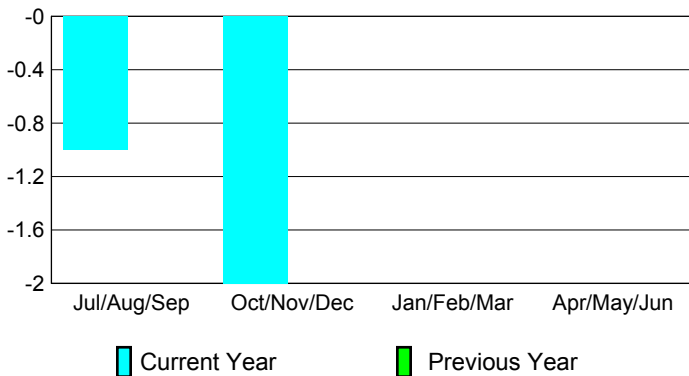
### Club Results 2009-2010

Goal, New, Dropped, Gain/Loss



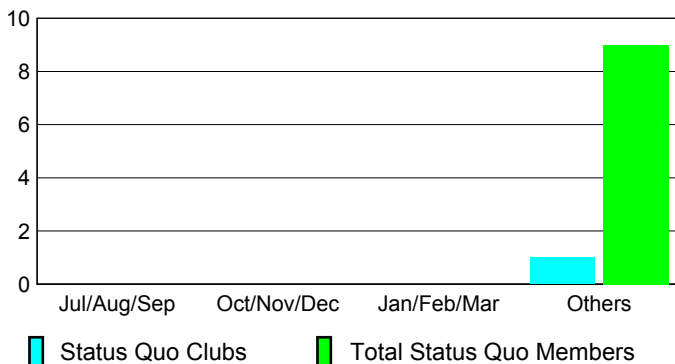
### Comparison of Club Gain/Loss

Current Year Compared to the Previous Year



### YTD Status Quo Clubs 2009-2010

Status Quo Clubs Compared to Status Quo Members



## MEMBERSHIP

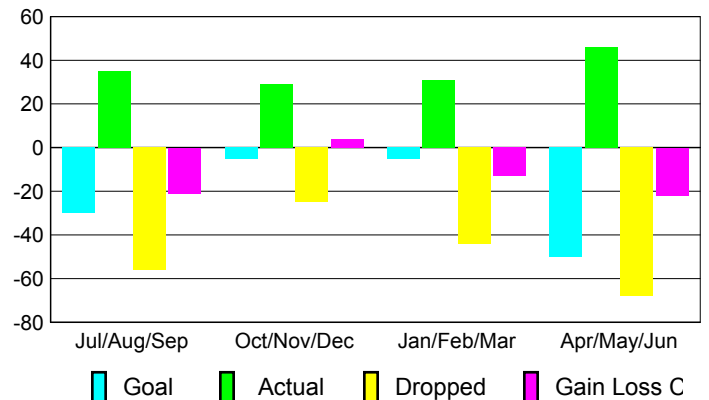
**Membership Results**  
2009-2010

**Membership**  
2008-2009

Month	Net Memb Goal	Actual New Memb	Actual Dropped Memb	Gain/Loss of Memb	Gain/Loss of Memb
Jul/Aug/Sep	-30	35	-56	-21	-40
Oct/Nov/Dec	-5	29	-25	4	-33
Jan/Feb/Mar	-5	31	-44	-13	0
Apr/May/June	-50	46	-68	-22	-36
<b>Totals</b>	<b>-90</b>	<b>141</b>	<b>-193</b>	<b>-52</b>	<b>-109</b>

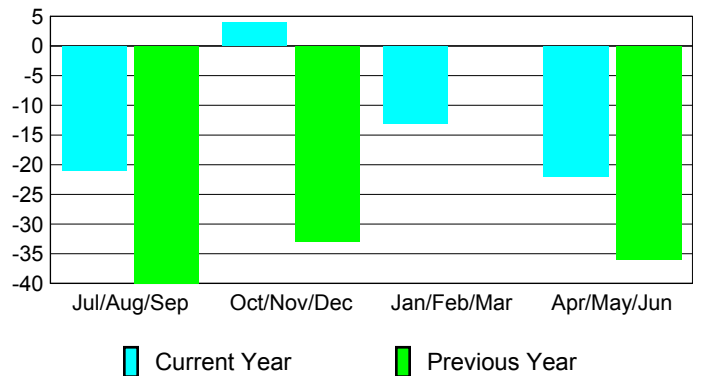
### Membership Results 2009-2010

Goal, New, Dropped, Gain/Loss

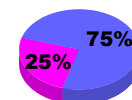


### Comparison of Membership Gain/Loss

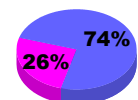
Current Year Compared to the Previous Year



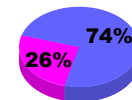
### Gender Comparison 2009-2010



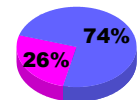
Jul/Aug/Sep



Oct/Nov/Dec



Jan/Feb/Mar



Apr/May/June

Male

Female



# 2009-2010 GMT Quarterly Report for District (or Undistricted) **District 29 O**

**GMT: STEVEN D SHERER**

**Location: WEST VIRGINIA**

**GMT CA: 1**

## CLUBS

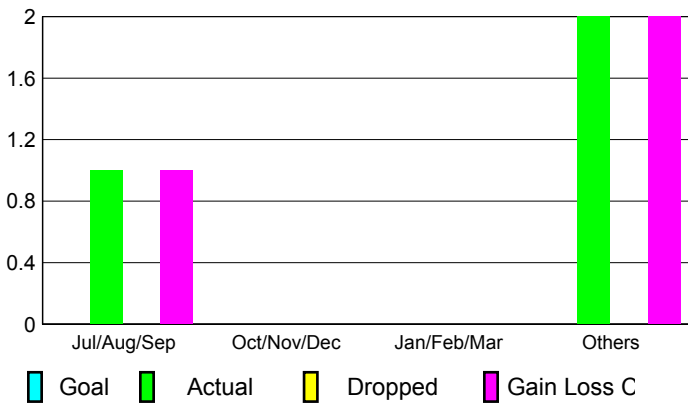
Club Results  
2009-2010

Clubs  
2008-2009

Month	New Club Goal	Actual New Clubs	Actual Dropped Clubs	Gain/Loss of Clubs	Gain/Loss of Clubs
Jul/Aug/Sep	0	1	0	1	0
Oct/Nov/Dec	0	0	0	0	0
Jan/Feb/Mar	0	0	0	0	-1
Apr/May/June	0	2	0	2	1
<b>Totals</b>	<b>0</b>	<b>3</b>	<b>0</b>	<b>3</b>	<b>0</b>

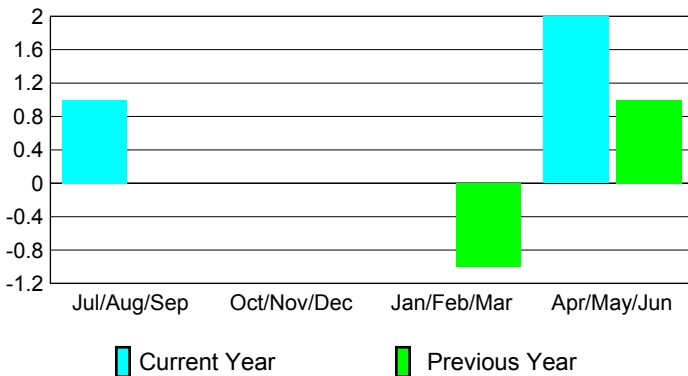
### Club Results 2009-2010

Goal, New, Dropped, Gain/Loss



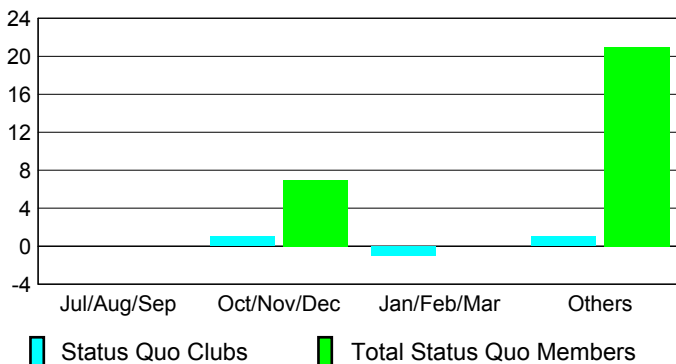
### Comparison of Club Gain/Loss

Current Year Compared to the Previous Year



### YTD Status Quo Clubs 2009-2010

Status Quo Clubs Compared to Status Quo Members



## MEMBERSHIP

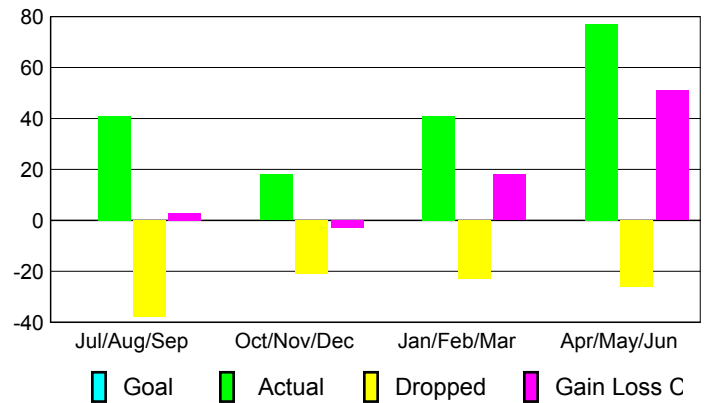
Membership Results  
2009-2010

Membership  
2008-2009

Month	Net Memb Goal	Actual New Memb	Actual Dropped Memb	Gain/Loss of Memb	Gain/Loss of Memb
Jul/Aug/Sep	0	41	-38	3	-21
Oct/Nov/Dec	0	18	-21	-3	-6
Jan/Feb/Mar	0	41	-23	18	-17
Apr/May/June	0	77	-26	51	-5
<b>Totals</b>	<b>0</b>	<b>177</b>	<b>-108</b>	<b>69</b>	<b>-49</b>

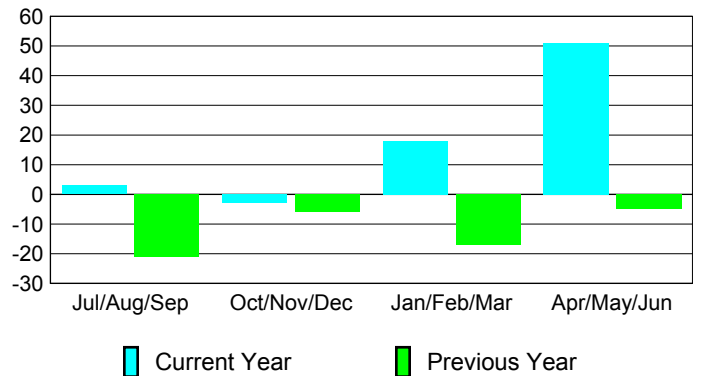
### Membership Results 2009-2010

Goal, New, Dropped, Gain/Loss

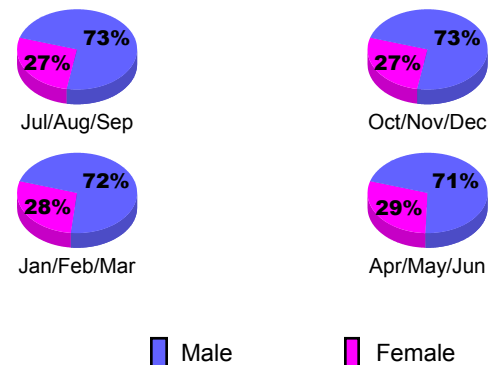


### Comparison of Membership Gain/Loss

Current Year Compared to the Previous Year



### Gender Comparison 2009-2010





# 2009-2010 GMT Quarterly Report for District (or Undistricted) **District 29 N**

GMT: **STEVEN D SHERER**

Location: **WEST VIRGINIA**

GMT CA: **1**

## CLUBS

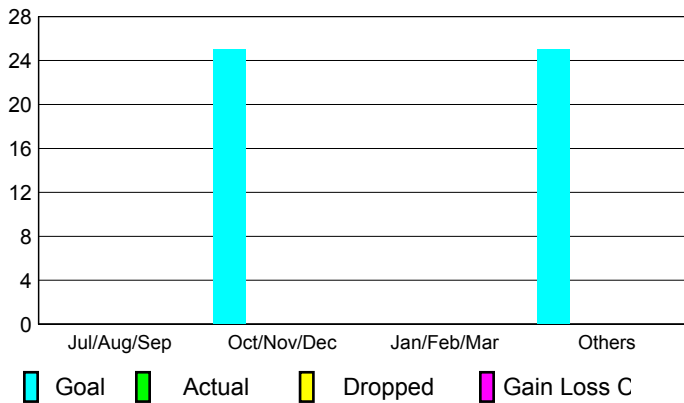
**Club Results  
2009-2010**

**Clubs  
2008-2009**

Month	New Club Goal	Actual New Clubs	Actual Dropped Clubs	Gain/Loss of Clubs	Gain/Loss of Clubs
Jul/Aug/Sep	0	0	0	0	0
Oct/Nov/Dec	25	0	0	0	0
Jan/Feb/Mar	0	0	0	0	0
Apr/May/June	25	0	0	0	1
<b>Totals</b>	<b>50</b>	<b>0</b>	<b>0</b>	<b>0</b>	<b>1</b>


### Club Results 2009-2010

Goal, New, Dropped, Gain/Loss



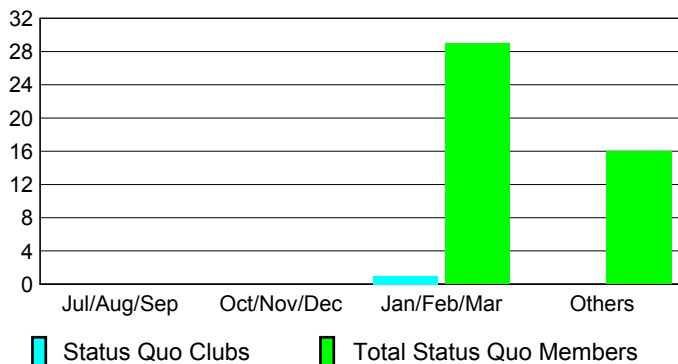
### Comparison of Club Gain/Loss

Current Year Compared to the Previous Year



### YTD Status Quo Clubs 2009-2010

Status Quo Clubs Compared to Status Quo Members



## MEMBERSHIP

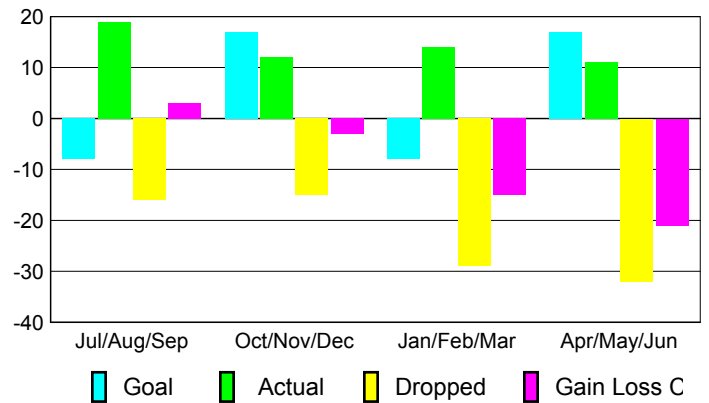
**Membership Results  
2009-2010**

**Membership  
2008-2009**

Month	Net Memb Goal	Actual New Memb	Actual Dropped Memb	Gain/Loss of Memb	Gain/Loss of Memb
Jul/Aug/Sep	-8	19	-16	3	-12
Oct/Nov/Dec	17	12	-15	-3	-57
Jan/Feb/Mar	-8	14	-29	-15	9
Apr/May/June	17	11	-32	-21	25
<b>Totals</b>	<b>18</b>	<b>56</b>	<b>-92</b>	<b>-36</b>	<b>-35</b>

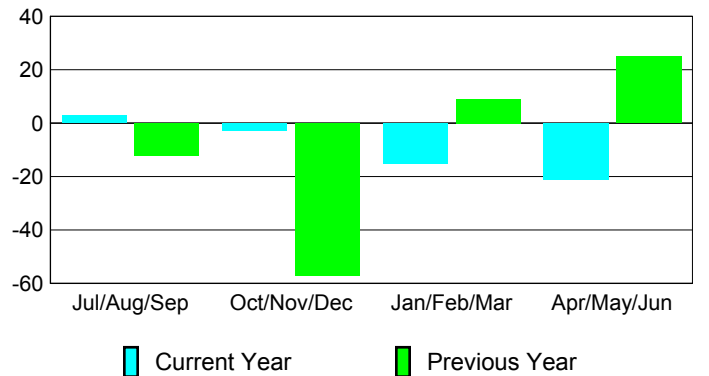
### Membership Results 2009-2010

Goal, New, Dropped, Gain/Loss



### Comparison of Membership Gain/Loss

Current Year Compared to the Previous Year



### Gender Comparison 2009-2010

